

## Working with Legends on Visuals

Date published: 2020-10-30

Date modified: 2025-09-30



# Legal Notice

© Cloudera Inc. 2025. All rights reserved.

The documentation is and contains Cloudera proprietary information protected by copyright and other intellectual property rights. No license under copyright or any other intellectual property right is granted herein.

Unless otherwise noted, scripts and sample code are licensed under the Apache License, Version 2.0.

Copyright information for Cloudera software may be found within the documentation accompanying each component in a particular release.

Cloudera software includes software from various open source or other third party projects, and may be released under the Apache Software License 2.0 (“ASLv2”), the Affero General Public License version 3 (AGPLv3), or other license terms. Other software included may be released under the terms of alternative open source licenses. Please review the license and notice files accompanying the software for additional licensing information.

Please visit the Cloudera software product page for more information on Cloudera software. For more information on Cloudera support services, please visit either the Support or Sales page. Feel free to contact us directly to discuss your specific needs.

Cloudera reserves the right to change any products at any time, and without notice. Cloudera assumes no responsibility nor liability arising from the use of products, except as expressly agreed to in writing by Cloudera.

Cloudera, Cloudera Altus, HUE, Impala, Cloudera Impala, and other Cloudera marks are registered or unregistered trademarks in the United States and other countries. All other trademarks are the property of their respective owners.

Disclaimer: EXCEPT AS EXPRESSLY PROVIDED IN A WRITTEN AGREEMENT WITH CLOUDERA, CLOUDERA DOES NOT MAKE NOR GIVE ANY REPRESENTATION, WARRANTY, NOR COVENANT OF ANY KIND, WHETHER EXPRESS OR IMPLIED, IN CONNECTION WITH CLOUDERA TECHNOLOGY OR RELATED SUPPORT PROVIDED IN CONNECTION THEREWITH. CLOUDERA DOES NOT WARRANT THAT CLOUDERA PRODUCTS NOR SOFTWARE WILL OPERATE UNINTERRUPTED NOR THAT IT WILL BE FREE FROM DEFECTS NOR ERRORS, THAT IT WILL PROTECT YOUR DATA FROM LOSS, CORRUPTION NOR UNAVAILABILITY, NOR THAT IT WILL MEET ALL OF CUSTOMER’S BUSINESS REQUIREMENTS. WITHOUT LIMITING THE FOREGOING, AND TO THE MAXIMUM EXTENT PERMITTED BY APPLICABLE LAW, CLOUDERA EXPRESSLY DISCLAIMS ANY AND ALL IMPLIED WARRANTIES, INCLUDING, BUT NOT LIMITED TO IMPLIED WARRANTIES OF MERCHANTABILITY, QUALITY, NON-INFRINGEMENT, TITLE, AND FITNESS FOR A PARTICULAR PURPOSE AND ANY REPRESENTATION, WARRANTY, OR COVENANT BASED ON COURSE OF DEALING OR USAGE IN TRADE.

# Contents

**Highlighting elements by hovering over legend..... 4**

**Filtering on an element.....4**

## Highlighting elements by hovering over legend

A visual may become very crowded, making it hard to understand what graphical elements represent. Cloudera Data Visualization makes it easy to find a particular series by making legends not only explanatory, but also interactive.

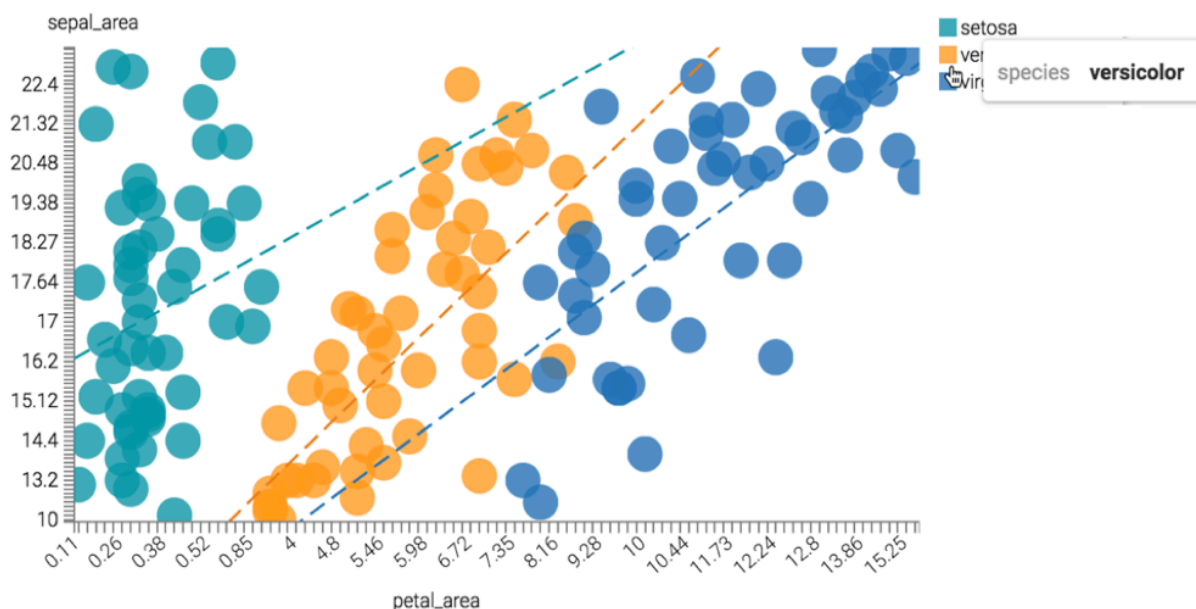
### About this task

You can find details of a particular element in the legend by hovering over it.

### Procedure

1. Open any visual inside a dashboard.
2. Make sure that the visual displays the legend.  
For more information, see *Adding and removing legend*.
3. Hover on one of the options in the legend to highlight only the data for that species.

This example shows versicolor.



This graph is also interactive in Edit mode, inside a dashboard.

### Related Information

[Change legend style](#)

## Filtering on an element

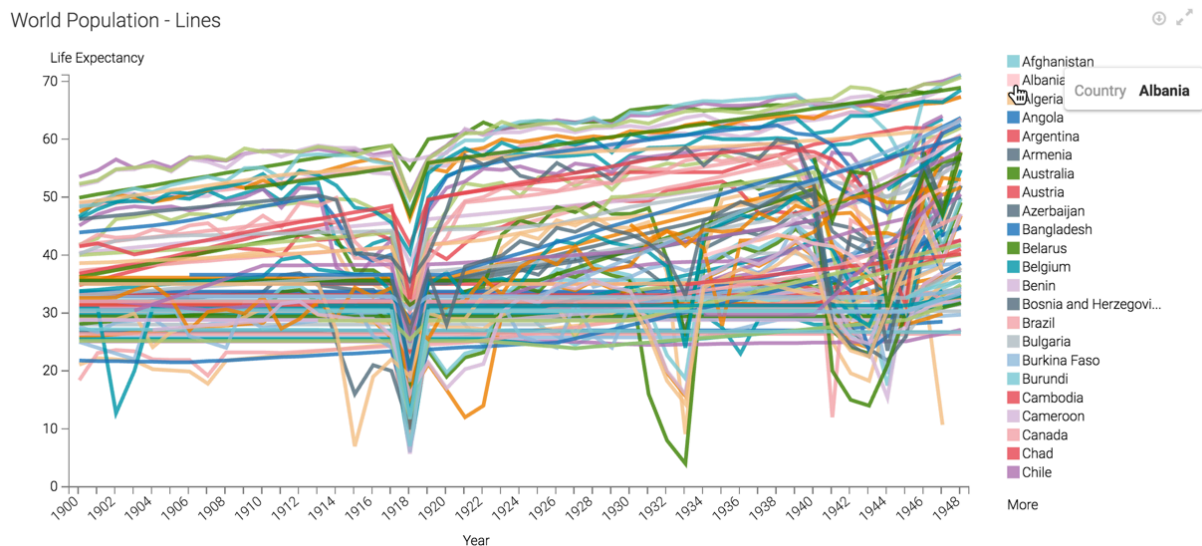
### About this task

A line chart display can become very crowded, making it difficult to discern which line models a particular series. For example, the World Life Expectancy dataset models data for over 200 countries. In View mode, you can click on a particular element of a legend, and filter data for just that element.

## Procedure

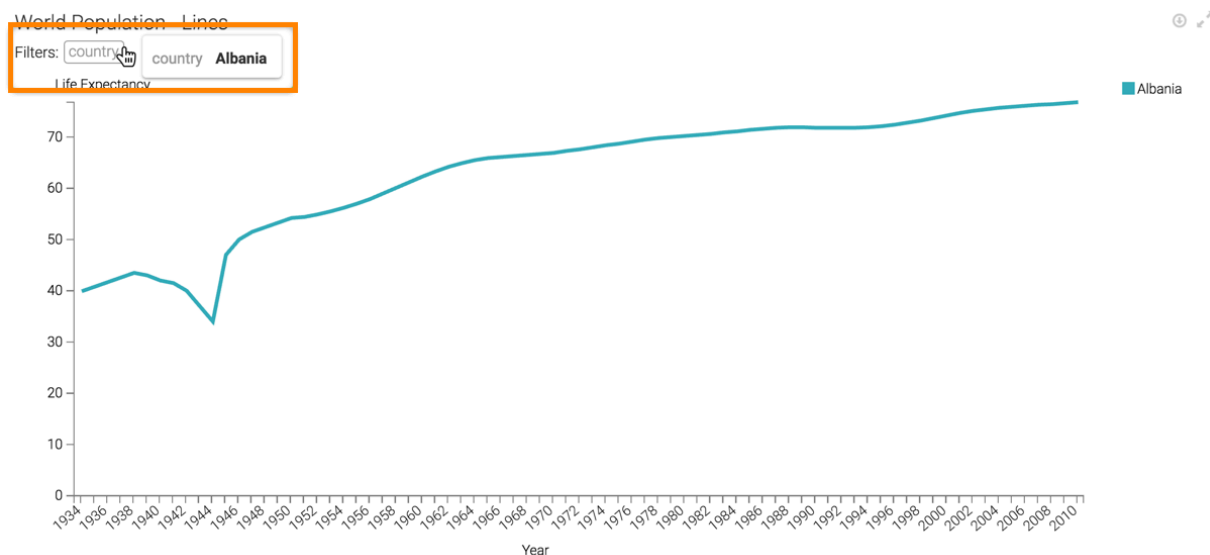
1. Find the World Population - Lines visual.
  2. Make sure that the visual displays the legend.
- If the legend is not displayed, follow the steps outlined in *Adding and removing legend* to add it.
3. Switch to Dashboard View mode.
  4. Click one of the options in the legend for the visual, to see only the data for that country.

In this example, Albania is shown.



The new chart displays the line for Albania only. Additionally, the horizontal axis adjusts for the dimension range. Albania reports data starting in year 1934.

Cloudera Data Visualization lists all applicable filters at the top of the vertical axis. Hovering over them shows the values of the filters.



## Related Information

[Change legend style](#)