

Bookmarks

Date published: 2019-11-14

Date modified: 2025-06-11

CLOUDERA

Legal Notice

© Cloudera Inc. 2025. All rights reserved.

The documentation is and contains Cloudera proprietary information protected by copyright and other intellectual property rights. No license under copyright or any other intellectual property right is granted herein.

Unless otherwise noted, scripts and sample code are licensed under the Apache License, Version 2.0.

Copyright information for Cloudera software may be found within the documentation accompanying each component in a particular release.

Cloudera software includes software from various open source or other third party projects, and may be released under the Apache Software License 2.0 (“ASLv2”), the Affero General Public License version 3 (AGPLv3), or other license terms. Other software included may be released under the terms of alternative open source licenses. Please review the license and notice files accompanying the software for additional licensing information.

Please visit the Cloudera software product page for more information on Cloudera software. For more information on Cloudera support services, please visit either the Support or Sales page. Feel free to contact us directly to discuss your specific needs.

Cloudera reserves the right to change any products at any time, and without notice. Cloudera assumes no responsibility nor liability arising from the use of products, except as expressly agreed to in writing by Cloudera.

Cloudera, Cloudera Altus, HUE, Impala, Cloudera Impala, and other Cloudera marks are registered or unregistered trademarks in the United States and other countries. All other trademarks are the property of their respective owners.

Disclaimer: EXCEPT AS EXPRESSLY PROVIDED IN A WRITTEN AGREEMENT WITH CLOUDERA, CLOUDERA DOES NOT MAKE NOR GIVE ANY REPRESENTATION, WARRANTY, NOR COVENANT OF ANY KIND, WHETHER EXPRESS OR IMPLIED, IN CONNECTION WITH CLOUDERA TECHNOLOGY OR RELATED SUPPORT PROVIDED IN CONNECTION THEREWITH. CLOUDERA DOES NOT WARRANT THAT CLOUDERA PRODUCTS NOR SOFTWARE WILL OPERATE UNINTERRUPTED NOR THAT IT WILL BE FREE FROM DEFECTS NOR ERRORS, THAT IT WILL PROTECT YOUR DATA FROM LOSS, CORRUPTION NOR UNAVAILABILITY, NOR THAT IT WILL MEET ALL OF CUSTOMER’S BUSINESS REQUIREMENTS. WITHOUT LIMITING THE FOREGOING, AND TO THE MAXIMUM EXTENT PERMITTED BY APPLICABLE LAW, CLOUDERA EXPRESSLY DISCLAIMS ANY AND ALL IMPLIED WARRANTIES, INCLUDING, BUT NOT LIMITED TO IMPLIED WARRANTIES OF MERCHANTABILITY, QUALITY, NON-INFRINGEMENT, TITLE, AND FITNESS FOR A PARTICULAR PURPOSE AND ANY REPRESENTATION, WARRANTY, OR COVENANT BASED ON COURSE OF DEALING OR USAGE IN TRADE.

Contents

Collaborate with other users.....	4
--	----------

Collaborate with other users

You can collaborate and share insights with other users in the enterprise regarding various datasets.


You can rate datasets and view the average rating of a dataset. This can help other users to find datasets with higher ratings easily. You can also add your knowledge and insights about the asset collection by adding comments. Other users can respond to your comments or add their comments about each data asset collection.

On the right hand side of each dataset **Details** page, you can see additional details about the dataset. The collaboration details are also displayed in this tab. The tab displays the following details:

- The average rating for the asset collection
- The number of likes
- The number of comments
- The bookmark icon indicating if the dataset is bookmarked by the current user or not

You can perform the following collaboration actions for each dataset.



Like a dataset

You can let other users know that you like a dataset. The  icon on the dataset **Details** page displays the total number of likes received by this dataset.

Click the  icon to add the dataset to your list of liked collections.


Comment and discuss about a dataset

You might want to share your knowledge or insights about this dataset with other users. allows you to collaborate with other users by adding comments.


Click the  icon to add a comment about this dataset. The **Collaborate** tab expands. Click  icon to reply to an existing comment. You can continue to add comments for each dataset.

Bookmark the dataset

In addition to sharing with other users, you can also bookmark datasets for easy access in the future.

Click the  icon to add the dataset to your list of bookmarks. This dataset will appear in the list of bookmarks when you click the Bookmarks link in the left navigation menu.

Rate the dataset

You can also rate the datasets on a scale of one to five. Click the  icon to rate the open dataset. The **Collaborate** tab expands.

Click the stars to provide your own rating. The rating on the **Datasets** page shows the average of the rating provided by various users. The **Rating** section also displays the number of votes given for this dataset.

View the tags of an dataset

You can add tags while creating the dataset. You can also click on the tags to search for datasets with similar tags. There are two types of tags. System tags are automatically generated based on the details of the assets in the datasets. You can add more tags that appear in the list of user generated tags.



Note: These tags do not synchronize to Atlas.