

Cloudera Runtime 7.1.1

Apache Atlas Reference

Date published: 2019-09-23

Date modified: 2020-05-30

CLOUdera

<https://docs.cloudera.com/>

Legal Notice

© Cloudera Inc. 2024. All rights reserved.

The documentation is and contains Cloudera proprietary information protected by copyright and other intellectual property rights. No license under copyright or any other intellectual property right is granted herein.

Unless otherwise noted, scripts and sample code are licensed under the Apache License, Version 2.0.

Copyright information for Cloudera software may be found within the documentation accompanying each component in a particular release.

Cloudera software includes software from various open source or other third party projects, and may be released under the Apache Software License 2.0 (“ASLv2”), the Affero General Public License version 3 (AGPLv3), or other license terms. Other software included may be released under the terms of alternative open source licenses. Please review the license and notice files accompanying the software for additional licensing information.

Please visit the Cloudera software product page for more information on Cloudera software. For more information on Cloudera support services, please visit either the Support or Sales page. Feel free to contact us directly to discuss your specific needs.

Cloudera reserves the right to change any products at any time, and without notice. Cloudera assumes no responsibility nor liability arising from the use of products, except as expressly agreed to in writing by Cloudera.

Cloudera, Cloudera Altus, HUE, Impala, Cloudera Impala, and other Cloudera marks are registered or unregistered trademarks in the United States and other countries. All other trademarks are the property of their respective owners.

Disclaimer: EXCEPT AS EXPRESSLY PROVIDED IN A WRITTEN AGREEMENT WITH CLOUDERA, CLOUDERA DOES NOT MAKE NOR GIVE ANY REPRESENTATION, WARRANTY, NOR COVENANT OF ANY KIND, WHETHER EXPRESS OR IMPLIED, IN CONNECTION WITH CLOUDERA TECHNOLOGY OR RELATED SUPPORT PROVIDED IN CONNECTION THEREWITH. CLOUDERA DOES NOT WARRANT THAT CLOUDERA PRODUCTS NOR SOFTWARE WILL OPERATE UNINTERRUPTED NOR THAT IT WILL BE FREE FROM DEFECTS NOR ERRORS, THAT IT WILL PROTECT YOUR DATA FROM LOSS, CORRUPTION NOR UNAVAILABILITY, NOR THAT IT WILL MEET ALL OF CUSTOMER’S BUSINESS REQUIREMENTS. WITHOUT LIMITING THE FOREGOING, AND TO THE MAXIMUM EXTENT PERMITTED BY APPLICABLE LAW, CLOUDERA EXPRESSLY DISCLAIMS ANY AND ALL IMPLIED WARRANTIES, INCLUDING, BUT NOT LIMITED TO IMPLIED WARRANTIES OF MERCHANTABILITY, QUALITY, NON-INFRINGEMENT, TITLE, AND FITNESS FOR A PARTICULAR PURPOSE AND ANY REPRESENTATION, WARRANTY, OR COVENANT BASED ON COURSE OF DEALING OR USAGE IN TRADE.

Contents

Apache Atlas Advanced Search language reference.....	5
Apache Atlas Statistics reference.....	8
Apache Atlas metadata attributes.....	11
Defining Apache Atlas enumerations.....	13
Purging deleted entities.....	14
Auditing purged entities.....	15
PUT /admin/purge/ API.....	17
POST /admin/audit/ API.....	20
Apache Atlas technical metadata migration reference.....	22
System metadata migration.....	22
HDFS entity metadata migration.....	23
Hive entity metadata migration.....	24
Impala entity metadata migration.....	28
Spark entity metadata migration.....	30
AWS S3 entity metadata migration.....	31
HiveServer metadata collection.....	33
HiveServer actions that produce Atlas entities.....	33
HiveServer entities created in Atlas.....	34
HiveServer relationships.....	39
HiveServer lineage.....	40
HiveServer audit entries.....	41
HBase metadata collection.....	42
HBase actions that produce Atlas entities.....	43
HBase entities created in Atlas.....	43
Hbase lineage.....	46
HBase audit entries.....	47
Impala metadata collection.....	47
Impala actions that produce Atlas entities.....	47
Impala entities created in Atlas.....	48
Impala lineage.....	50
Impala audit entries.....	51

ML metadata collection..... 51
ML operations entities created in Atlas..... 51

Spark metadata collection..... 55
Spark actions that produce Atlas entities..... 55
Spark entities created in Apache Atlas..... 56
Spark lineage..... 57
Spark relationships..... 58
Spark audit entries..... 58
Spark troubleshooting..... 58

Apache Atlas Advanced Search language reference

Atlas lets you search for metadata using a domain-specific language with a SQL-like format.

If you find that the Basic Search or Free-text Search doesn't allow you to search as precisely as you would like, you can create a query in the Advanced Search interface to return exactly the results you are looking for. Advanced Search queries use a domain-specific language that is intentionally SQL-like.

Each Advanced Search query is in the form of three clauses:

```
FROM WHERE SELECT
```

Additional keywords such as GROUPBY, ORDERBY, and LIMIT can be used to affect the output.

FROM clause

The value specified in the FROM clause acts as the scope of the query. You can specify any entity type in the FROM clause. The possible entity types are the same list as in the Type search; the names are case-sensitive.

The FROM clause is required and also assumed: the first item included in the query (if not literally the word "from") is assumed to be the object of the FROM clause.

Examples

With or without FROM: To retrieve all entities of type "hive_db" use one of the following queries:

```
hive_db  
from hive_db
```

If you only specify a FROM clause, Atlas returns all entities of that type.



Note: To avoid unintentional load on the server because of an overly broad search, Atlas returns a maximum of 100 results when no limit is set.

Where Clause

The WHERE clause allows for filtering over the result set identified in the FROM clause by specifying a condition of the form:

```
identifier operator 'literal'
```

The identifier is the name of a property of the entity type specified in the FROM clause. The properties for a given entity type are those shown in the Properties tab of an entity detail page. The names are case-sensitive.

Operators vary by the data type of the literal and include the following:

String: = LIKE

Numeric, Date: = < >

Boolean: =

The LIKE operator allows you to use wildcards in the literal. Asterisk (*) replaces zero to multiple values; question mark (?) replaces a single value.

The literal must be enclosed in single or double quotes. Matches are case-sensitive. Literals can be lists of values. If you specify comma-separated values in square brackets, they act as an OR operation.

Dates used in literals need to be specified using the ISO 8601 format and in single or double quotes.

Boolean values used in literals are lower case "true" and "false" without quotation marks.

You can specify multiple conditions using AND or OR operators. Note that making a list of values is more efficient than using the same identifier in multiple conditions.

Examples:

Exact string: To retrieve all entities of type `hive_table` with a specific name "time_dim", use:

```
from hive_table where name = 'time_dim'
```

Multiple conditions: To retrieve entity of type `hive_table` with name that can be either "time_dim" or "customer_dim":

```
from hive_table where name = 'time_dim' or name = 'customer_dim'
```

List of values: The query in the example above can be written using a value array:

```
from hive_table where name = ["customer_dim", "time_dim"]
```

Wildcard filtering: To retrieve entity of type `hive_table` whose name ends with '_dim':

```
from hive_table where name LIKE '*_dim'
```

To retrieve a `hive_db` whose name starts with R followed by any 3 characters, followed by rt followed by at least 1 character, followed by none or any number of characters:

```
DB where name like "R???rt?*"
```

Date Literal: To retrieve entity of type `hive_table` created within 2019 and 2020, use the date portion of the time value and specify a range using two phrases connected by AND:

```
from hive_table where createTime > '2019-01-01' and
  createTime < '2019-01-03'
```

Boolean Literal: To retrieve entity of type `hdfs_path` whose attribute `isFile` is set to true and whose name is Invoice:

```
from hdfs_path where isFile = true and name = "Invoice"
```

Select Clause

The select clause allows you to specify the properties you want returned in the search results. Properties with simple values can be returned; properties that contain other entities are not available. The property names are case sensitive.

To display column headers that are more meaningful than the system property names, you can use aliases using 'as.'

Examples

Select clause only: To retrieve entities of type "hive_table" with some of its properties:

```
from hive_table select owner, name, qualifiedName
```

WHERE and SELECT clauses: To retrieve entity of type `hive_table` for a specific table with some properties:

```
from hive_table where name = 'customer_dim' select owner, name, qualifiedName
```

Change output names using AS: To display column headers as 'Owner', 'Name' and 'FullName'.

```
from hive_table select owner as Owner, name as Name, qualifiedName as FullName
```

Searches with system attributes

In the attribute filter lists, system attributes appear with normal text names. When you use them in advanced searches, use the corresponding field name, which is prefixed with two underscores.

System Attribute	Description	Identifier in Advanced Search
Type	The Atlas entity type.	__typeName
Status	The entity status in Atlas: this field indicates if a data asset has been deleted; Atlas maintains the entity information after the asset no longer exists on the cluster.	__state
Created By User	The Atlas user who created this entity. Typically this is the Atlas system user. If an entity was created by an API call or created manually by users, the active user account would be included in this attribute.	__createdBy
Last Modified User	The Atlas user who last updated the entity, whether through Atlas metadata collection from a cluster service, an Atlas API, or a change through the Atlas UI.	__modifiedBy
Created timestamp	The date Atlas created the entity. Note that this field is different from the technical attribute for the creation date of the original data asset or operation.	__timestamp
Last Modified timestamp	The date when an entity was last updated in Atlas. Note that this field is different from the technical attribute for the last modification date of the actual data asset or operation on the cluster.	__modificationTimestamp
GUID	A unique identifier generated by Atlas. This is the 32-digit code found in the browser URL for an entity.	__guid
Labels	Label metadata added to an entity.	__labels
User-Defined Properties	Key-value pair metadata added to an entity.	__customAttributes
Classifications	Classifications added to an entity.	__classificationNames
Propagated Classifications	Classifications added to entities downstream from an entity where the classification was added by a user.	__propagatedClassificationNames
—	A concatenated string of classification names and attributes for an entity. This attribute is not available through the Atlas UI.	__classificationsText
IsIncomplete	A system indicator that entities were created because they were referenced in the metadata collected by a service other than the source type associated with the entity type. An entity is typically marked "isIncomplete" when Atlas receives metadata out of order from when the events occurred. If IsIncomplete entities remain "incomplete" for a long time, it may indicate that the original messages for entity metadata have not arrived.	__isIncomplete

Advanced Searches using Classifications

You can search for entities that are tagged with a specific classification using "is" or "isa" keywords in either the From or Where clauses. Is and Isa are interchangeable.

Examples

FROM or WHERE clause: To retrieve all entities of type "hive_table" that are tagged with the "Dimension" classification, you could use the following query:

```
hive_table is Dimension
from hive_table where hive_table isa Dimension
```

Related Information

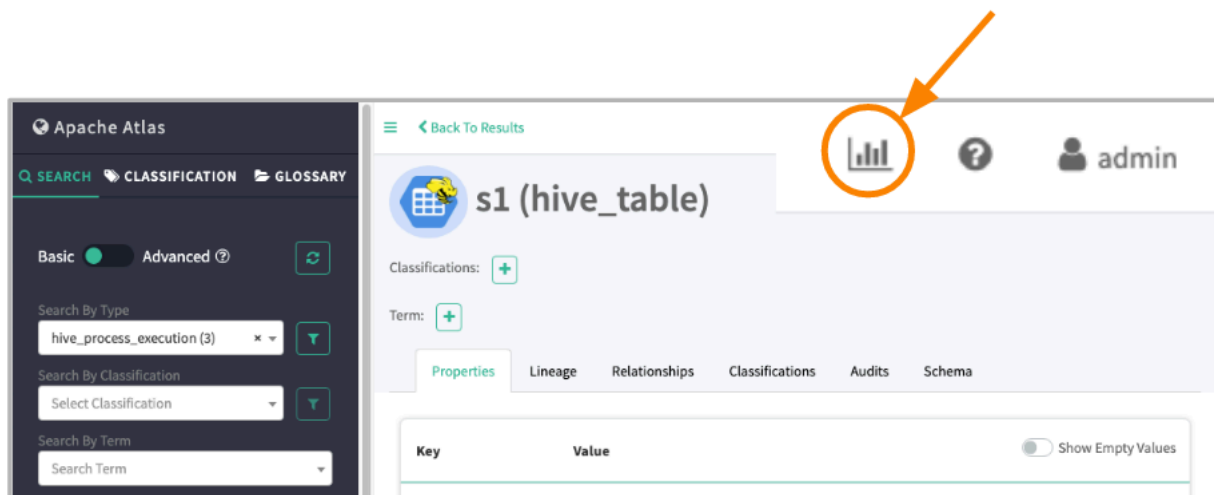
[Apache Atlas metadata attributes](#)

[Apache Atlas Advanced Search](#)

Apache Atlas Statistics reference

Atlas collects statistics on the metadata it processes. Use this information to help troubleshoot problems and to gauge performance.

To view statistics, click the graph button in the top right corner:



The statistics available are categorized into Entity Statistics and Server Statistics:

Entity Statistics

The distribution of entity across their types. A second column gives the number of these entities that have been marked as deleted.

Statistics ×

Entities (25) ^

Entities	Active (25)	Deleted (0)
hbase_column_family	1010	0
hbase_namespace	3	0
hbase_table	56	3
hive_column	2012	53

Classification Statistics

A list of classifications assigned to entities and the count of entities marked with that classification. The count for each classification is a hyperlink that runs a search for entities marked with the classification.

Server Statistics

Server statistics reflect the current server session and the metadata collection messages that Atlas reads from a dedicated Kafka topic.

Statistics

Entities (25)

Server Statistics

Server Details

startTimeStamp	04/06/2019 12:10 AM
activeTimeStamp	04/06/2019 12:10 AM
upTime	103 hour 24 min .

Server Details

startTimeStamp

The timestamp of the most recent start of the Atlas server.

activeTimeStamp

Same as the startTimeStamp unless Atlas was disabled.

upTime

The amount of time between startTimeStamp and the current time when the server was running.

statusBackendStore

The status of the Atlas server connection to the HBase namespace where entity metadata is stored.

statusIndexStore

The status of the Atlas server connection to the Solr collection where entity metadata is indexed.

collectionTime

The last time metrics were calculated.

lastMessageProcessedTime

The timestamp of the last message Atlas recorded from the Kafka topic where services publish metadata.

offsetCurrent

The index in the Kafka partition that was most recently read.

offsetStart

The index in the Kafka partition that was first read.

Notification Details: Kafka Topic-Partition**Atlas Hook**

The primary topic through which services send metadata to Atlas and Atlas sends metadata to Ranger.

Spark-Atlas Hook Topic

A supplementary topic provided for Spark communication to Atlas.

Notification Details: Message Statistics**Period**

The interval that the statistic applies to, including the total lifetime of Atlas. Each period indicated includes a timestamp for when the period started.

Count

The number of messages processed by Atlas during the period.

Avg Time (ms)

The average duration between the time that a hook published a message to the Kafka topic to the time entities were successfully created or updated.

Creates

The number of entities produced from the messages processed during the period.

Updates

The number of entities updated based on the messages processed during the period.

Deletes

The number of entities updated based on the messages processed during the period.

Failed

The number of messages that were received but not processed. For more information on what might have prevented these messages from being processed.

Apache Atlas metadata attributes

Attributes are the key-value pairs that hold metadata details for entities and classifications.

Different types of attributes are populated with values differently.

Technical Attributes

These attributes are the entity fields that contain technical metadata defined in entity models. For the built-in entity types, Atlas collects this information from services on the cluster. These attributes are read-only in the UI but can be updated using the Atlas API. All entity types share basic metadata such as names and qualified names; however, the rest of the technical metadata is specific to the entity type.

System Attributes

These attributes are populated by Atlas when it creates an entity instance. They include:

System Attribute	Description	Identifier in Advanced Search
Type	The Atlas entity type.	__typeName
Status	The entity status in Atlas: this field indicates if a data asset has been deleted; Atlas maintains the entity information after the asset no longer exists on the cluster.	__state
Created By User	The Atlas user who created this entity. Typically this is the Atlas system user. If an entity was created by an API call or created manually by users, the active user account would be included in this attribute.	__createdBy
Last Modified User	The Atlas user who last updated the entity, whether through Atlas metadata collection from a cluster service, an Atlas API, or a change through the Atlas UI.	__modifiedBy
Created timestamp	The date Atlas created the entity. Note that this field is different from the technical attribute for the creation date of the original data asset or operation.	__timestamp
Last Modified timestamp	The date when an entity was last updated in Atlas. Note that this field is different from the technical attribute for the last modification date of the actual data asset or operation on the cluster.	__modificationTimestamp
GUID	A unique identifier generated by Atlas. This is the 32-digit code found in the browser URL for an entity.	__guid
Labels	Label metadata added to an entity.	__labels
User-Defined Properties	Key-value pair metadata added to an entity.	__customAttributes
Classifications	Classifications added to an entity.	__classificationNames
Propagated Classifications	Classifications added to entities downstream from an entity where the classification was added by a user.	__propagatedClassificationNames
—	A concatenated string of classification names and attributes for an entity. This attribute is not available through the Atlas UI.	__classificationsText
IsIncomplete	A system indicator that entities were created because they were referenced in the metadata collected by a service other than the source type associated with the entity type. An entity is typically marked "isIncomplete" when Atlas receives metadata out of order from when the events occurred. If IsIncomplete entities remain "incomplete" for a long time, it may indicate that the original messages for entity metadata have not arrived.	__isIncomplete

Classifications, labels, and user-defined properties are included as system attributes in the context of search. They are modeled as entity attributes so that when you access an entity (through the UI or API), you get all these entity-specific metadata.

Business Metadata Attributes

These attributes are populated in the Atlas UI or through API calls. They provide a way to extend the metadata stored for entity instances. You can define Business Metadata attributes to apply to a specific entity type or to many entity types. Administrators can control the users or groups who can set values for these attributes by creating a Ranger policy against the Business Metadata collection that contains the attribute.

Classification Attributes

These attributes are populated in the Atlas UI or through API calls. They provide a way to enrich the worth of a classification for searching, for access policies in Ranger, and for organizing cluster data assets.

Classifications can also be assigned to entities through lineage: if the classification is defined to allow lineage propagation, a classification assigned to an entity is also assigned to all entities that have output relationships to the classified entity. The propagation applies to all further generations of the lineage. Note that Atlas distinguishes between classifications that were specifically assigned to an entity and classifications that were assigned through lineage propagation.

User-defined Properties

These attributes are populated in the Atlas UI or through API calls. They allow users to add metadata in the form of key-value pairs to any entity instance. Values are limited to strings. Both key and value are included in searches. They are not centrally managed like classifications or Business Metadata attributes. They are not accessible through Ranger for specifying access policies.

Defining attributes

Attribute names can include letters, numbers, underscores, and hyphens; they must start with a letter or number. All attributes can have values one of the following Java data types:

- string
- Boolean
- byte
- short
- int
- float
- double
- long
- date
- enumeration

Where enumeration type values are strings from pre-defined enumeration defined using the Atlas API.



Note: The Atlas Free-text search only works with attributes with string values.

When you define an attribute, you can indicate that the value can include more than one entry. Atlas records multiple values in a comma-separated list. Thus, when searching on attributes with multiple values, users should use the logical operator "Contains" rather than "=" so the search matches on a single value rather than the whole list.

Related Information

[Atlas Business Metadata overview](#)

[Working with Atlas Classifications and Labels](#)

[Configuring Atlas Authorization using Ranger](#)

[Defining Apache Atlas enumerations](#)

Defining Apache Atlas enumerations

Atlas lets you define enumerations to use as attribute values.

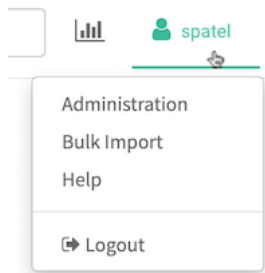
Enumerations are a top-level objects in the Atlas data model. They can be used to standardize values available for users to select when assigning Business Metadata attributes to entities.

Users need administrator privileges to create or update enumerations.

To define enumerations:

1. Log in to Atlas.

2. To access the Atlas Administration features, choose Administration from the user menu in the top right of the Atlas window.



Users need administrator privileges to access the Administration panel features.

3. Go to the Enumerations tab.
4. Enter the name of the new enumeration and select it in the list.

Enumeration names must start with a letter and can include letters, numbers, spaces, and underscores.

5. Enter the enumeration values, separating each value by pressing Enter.

Enumeration values are stored as strings and can include UTF-8 characters including spaces.

6. Click Update.

The enumeration is now available to be used as the type for Business Metadata attributes.

If the enumeration name or values don't meet the requirements, you'll see an error in the top right corner of the Atlas UI.

Related Information

[Adding attributes to Business Metadata](#)

Purging deleted entities

You can use Atlas REST API calls to remove entities from Atlas. Only entities that have been deleted in the source system and marked as deleted in Atlas can be purged.

When a data asset is deleted, such as after a DROP TABLE command in Hive, Atlas continues to retain the asset's entity, including metadata, lineage, and audit record. The status of the entity is set to "deleted"; deleted entities show up in search results when the checkbox to Show historical entities is checked. Deleted entities appear in lineage graph dimmed-out.

The screenshot shows the Cloudera Atlas interface for a deleted entity named "2019fallcampaign (hive_table)". The entity is marked as "Deleted". The "Lineage" tab is selected, showing a flow of data from "default.customers..." to "create table 2019..." to "2019fallcampaign". The "2019fallcampaign" entity is circled in red, indicating it is the current entity being viewed. The interface includes tabs for Properties, Lineage, Relationships, Classifications, Audits, and Schema. A legend indicates "Current Entity" (red circle), "In Progress" (hourglass), "Lineage" (yellow arrow), and "Impact" (red arrow). A toolbar with various icons is also visible.

In some cases, it may be appropriate to remove entities for deleted assets from Atlas. For example, in a development or test environment, you may choose to clean out specific entities rather than clearing the entire Atlas database. Be careful not to purge entities in a production environment without understanding the impact of removing entities on compliance processes in your organization.

Deleted entities can be removed completely from Atlas by using the REST API call `PUT /admin/purge`.

When you purge a deleted entity:

- The entity is removed from Atlas.
- Related, dependent entities are also removed. For example, when purging a deleted Hive table, the deleted entities for the table columns, DLL, and storage description are also purged.
- The entity is no longer available in search results, even with Show historical entities enabled.
- Lineage relationships that include the purged entities are removed, which breaks lineages that depend upon a purged entity to show connections between ancestors and descendents.
- Classifications propagated across the purged entities are removed in all descendent entities.
- Classifications assigned to the purged entities and set to propagate are removed from all descendent entities.

Note that classifications can propagate to an entity from more than one source; if one source is purged, the classification will remain on the entity as propagated from the other source.

Purged entities cannot be restored.

Atlas retains an audit record of the purge operations, which is available through the REST API call `POST /admin/audit`. This call allows you to retrieve a list of entities purged in a given time interval. In addition, the Administration Audit tab in the Atlas UI records entities that were successfully purged.

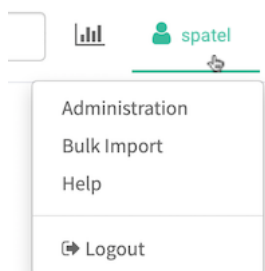
Auditing purged entities

The results of a successful entity purge appear in the Audits tab of the Administration page in Atlas.

To see an audit of successful purges:

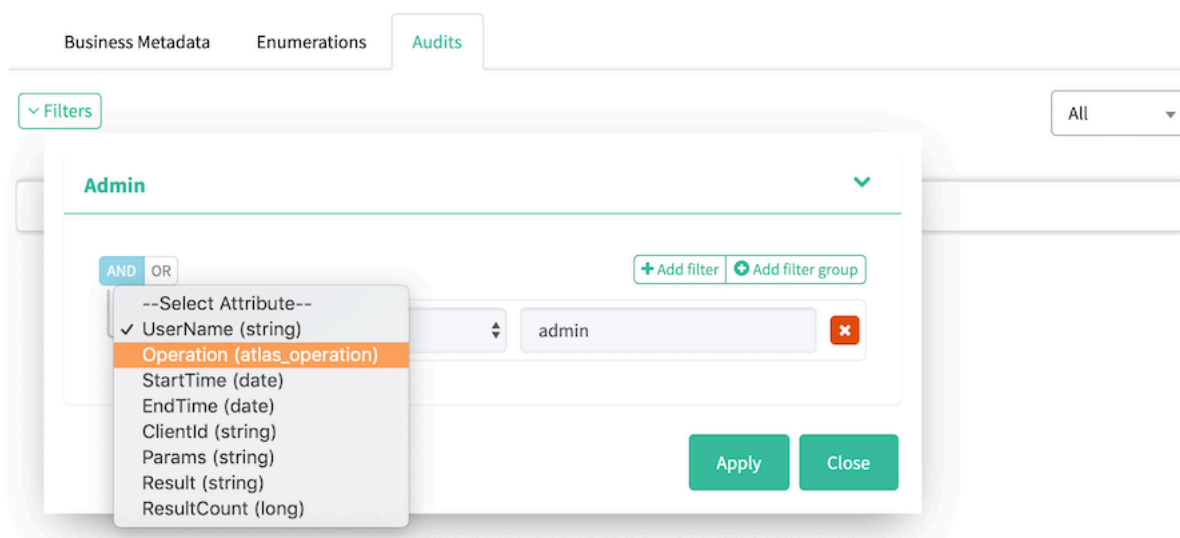
1. Log in to Atlas.

2. To access the Atlas Administration features, choose Administration from the user menu in the top right of the Atlas window.



Users need administrator privileges to access the Administration panel features.

3. Go to the Audits tab.
4. Open the Filters to set one or more filters to reduce the volume of entries.

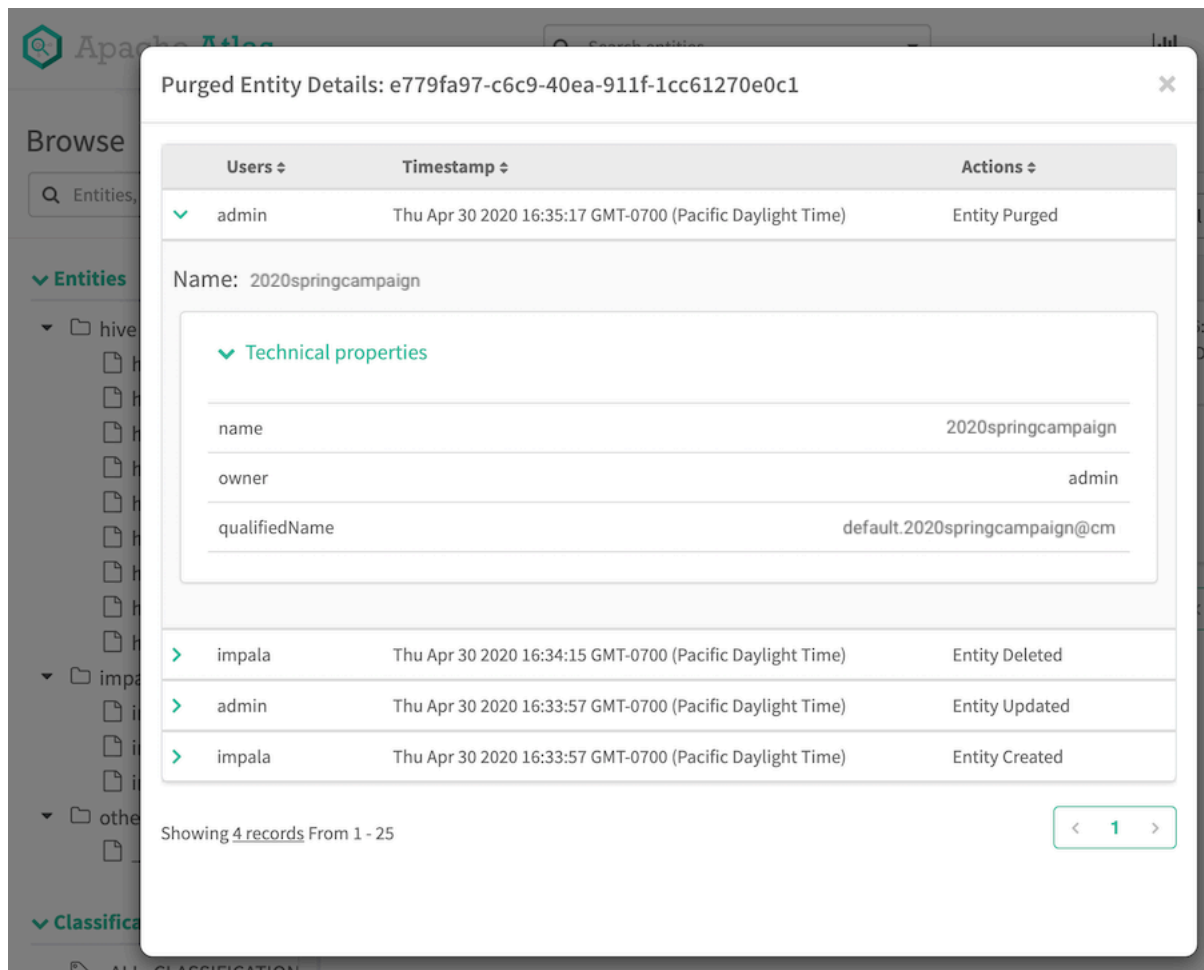


For example:

- Set Operation = PURGE to show only purge audits.
 - Set Start Time and End Time to reduce the range of audits.
5. Open a purge audit entry to show a list of GUIDs that were purged.

Use the arrow on the left end of the row to show the details of the audit entry.

- Click a GUID to show details about that purged entity.



PUT /admin/purge/ API

The PUT /admin/purge/ API endpoint allows you to remove a list of deleted entities from Atlas.

To purge deleted entities, use the PUT method on the /admin/purge/ endpoint with a payload containing a JSON list of Atlas GUIDs:

```
PUT /api/atlas/admin/purge/
```

This call takes a list of GUIDs for Atlas entities; each entity in the list is purged from Atlas if the entity is already marked as deleted. This call requires a user account with Atlas administrator privileges. The successfully purged entities are listed in the audit log, referenced by their GUIDs.

The parameters include:

Parameter	Format / Value	Description
body	JSON list: ["GUID", "GUID", ...]	One or more Atlas entity GUIDs for deleted entities that you want to purge from Atlas. If the list includes an entity that is not already marked as deleted, the entity will be ignored and Atlas will process the remaining entities in the list. Entity GUIDs appear on the URL for the entity detail page and in the metadata returned from an API search call such as GET /search/dsl or POST /search/basic.
header: content type	application/json	Atlas expects the payload of the call to be in JSON format.

Parameter	Format / Value	Description
header: authorization	Per your environment	Atlas requires authentication, which you can provide with username and password as a parameter in a cURL call (-u username:password) or using cookies or other generated methods to pass appropriate credentials. The user must have Atlas administrator privileges.

The response from a PUT /admin/purge call is a JSON-formatted list of the entities that were successfully purged. The content includes the GUID and qualified name of each entity, its status ("DELETED"), and lists of classifications, terms, labels, and related entities that were associated with the purged entity. If no entities are purged, the response is an empty list {}.

Note that the number of entities provided in the request may not match the number of entities included in the response. When Atlas purges an entity, it also purges all additional entities dependent on the indicated entity. Thus if you request to purge a single Hive table, the response includes an entry for the Hive table and entries for each of the table's columns, its DDL, and its storage description.

For example, a cURL command to purge two Hive tables might look like the following, where the authorization is passed in the call as an encrypted string:

```
curl -X PUT 'http://host3.acme.com:31000/api/atlas/admin/purge/' \
-H 'Content-Type: application/json' \
-H 'Authorization: Basic YWRtaW46YWRtaW4=' \
-d '[ "b9355eab-bbf5-4cd6-b711-12f85a3e9d01", "9fed31f5-0a27-40dc-ba97-96d153fc297b" ]'
```

The response would include each table, its DDL, its storage description, and all its columns:

```
{
  "mutatedEntities": {
    "PURGE": [
      {
        "typeName": "hive_table_ddl",
        "attributes": {
          "qualifiedName": "default.2020springcampaign@cm:1578968155000"
        },
        "guid": "6cfb43ba-d6ec-4628-b98c-da13a7fe35a0",
        "status": "DELETED",
        "displayText": "default.2020springcampaign@cm:1578968155000",
        "classificationNames": [],
        "meaningNames": [],
        "meanings": [],
        "isIncomplete": false,
        "labels": []
      },
      {
        "typeName": "hive_table",
        "attributes": {
          "owner": "admin",
          "createTime": 1578968155000,
          "qualifiedName": "default.2020springcampaign@cm",
          "name": "2020springcampaign"
        },
        "guid": "9fed31f5-0a27-40dc-ba97-96d153fc297b",
        "status": "DELETED",
        "displayText": "2020springcampaign",
        "classificationNames": [
          "Fact"
        ],
        "meaningNames": [],
        "meanings": []
      }
    ]
  }
}
```

```

        "isIncomplete": false,
        "labels": [
            "ReviewComplete"
        ]
    },
    {
        "typeName": "hive_storagedesc",
        "attributes": {
            "qualifiedName": "default.2020springcampaign@cm_storage"
        },
        "guid": "ed59c502-64d9-485a-b5b7-fd2f3d41e2b8",
        "status": "DELETED",
        "displayText": "default.2020springcampaign@cm_storage",
        "classificationNames": [],
        "meaningNames": [],
        "meanings": [],
        "isIncomplete": false,
        "labels": []
    },
    {
        "typeName": "hive_column",
        "attributes": {
            "owner": "admin",
            "qualifiedName": "default.2020springcampaign.id@cm",
            "name": "id"
        },
        "guid": "1f8c8d86-f9d8-4810-889b-0dbfee2c73ff",
        "status": "DELETED",
        "displayText": "id",
        "classificationNames": [],
        "meaningNames": [],
        "meanings": [],
        "isIncomplete": false,
        "labels": []
    },
    {
        "typeName": "hive_column",
        "attributes": {
            "owner": "admin",
            "qualifiedName": "default.2020springcampaign.name@cm",
            "name": "name"
        },
        "guid": "72d689d2-6fae-4de3-bb75-27ab764e1083",
        "status": "DELETED",
        "displayText": "name",
        "classificationNames": [],
        "meaningNames": [],
        "meanings": [],
        "isIncomplete": false,
        "labels": []
    },
    {
        "typeName": "hive_table_ddl",
        "attributes": {
            "qualifiedName": "default.2019wintercampaign@cm:14889
68156001"
        },
        "guid": "6cfb43ba-d6ec-4628-c98c-bc13a7fe3982",
        "status": "DELETED",
        "displayText": "default.2019wintercampaign@cm:148896815600
1",
        "classificationNames": [],
        "meaningNames": [],
        "meanings": [],

```

```

        "isIncomplete": false,
        "labels": []
      },
      {
        "typeName": "hive_table",
        "attributes": {
          "owner": "admin",
          "createTime": 1488968156001,
          "qualifiedName": "default.2019wintercampaign@cm",
          "name": "2019wintercampaign"
        },
        "guid": "9fed31f5-0a27-40dc-ba98-bc13a7fe3983",
        "status": "DELETED",
        "displayText": "2019wintercampaign",
        "classificationNames": [
          "Fact"
        ],
        "meaningNames": [],
        "meanings": [],
        "isIncomplete": false,
        "labels": [
          "ReviewComplete"
        ]
      }, <additional entries for Hive table columns, ddl, storage de
scription>
    ]
  }
}

```

POST /admin/audit/ API

The POST /admin/audit/ API endpoint can be used to retrieve the entity purge operations that have occurred in a given time period.

To report what entities were purged, use the POST method on the /admin/audit/ endpoint with a payload containing a JSON-formatted query for purged entities:

```
POST /api/atlas/admin/audit/
```

where the parameters include:

Parameter	Format / Value	Description
body: auditFilters	JSON-formatted query including: <ul style="list-style-type: none"> username (required) purge operation (required) start time end time The results can further be controlled with: <ul style="list-style-type: none"> limit offset sort by (required) sort order 	The payload describes a query that returns PURGE operations performed by a specific user. The query can include a filter for a specific time range, where the start and end times are specified in UNIX epoch time. The query results can also be paged using a result count (limit) and offset so multiple calls can be made to retrieve unique result sets.
header: content type	application/json	Atlas expects the payload of the call to be in JSON format.
header: authorization	Per your environment	Atlas requires authentication, which you can provide with a username and password as a parameter in a cURL call (-u username:password) or using cookies or other generated methods to pass appropriate credentials. The user must have Atlas administrator privileges.

The audit filter in this call uses the same syntax as Atlas' search filters. Here are some guidelines that are useful for using this interface for purge auditing:

- Valid operators for the time criteria include less than (lt), greater than (gt), less than or equal to (lte), greater than or equal to (gte), equal to (eq), and not equal to (neq).
- Valid operators for the string criteria include like, startsWith, endsWith, contains, isNull, notNull, and equals (eq).
- The sortOrder can be ASCENDING or DESCENDING.

The response from a POST /admin/audit call is a JSON-formatted list of the purge operations that occurred in the specified time range. The content includes the parameters passed in the purge call and the list of GUIDs for the entities that were successfully purged. If no entities are purged, the response is an empty list [].

For example, a cURL command to return the most recent 10 purge operations might look like the following where the authorization is passed in the call as a username and clear-text password:

```
curl -X POST 'http://host3.acme.com:31000/api/atlas/admin/audit/' \
-H 'Content-Type: application/json' \
-d '{
  "auditFilters": {
    "condition": "AND",
    "criterion": [
      {
        "attributeName": "userName",
        "operator": "like",
        "attributeValue": "admin"
      },
      {
        "attributeName": "operation",
        "operator": "like",
        "attributeValue": "PURGE"
      }
    ]
  },
  "limit": 10,
  "offset": 0,
  "sortBy": "endTime",
  "sortOrder": "DESCENDING"
}' -u username:password
```

The response includes a list of purge operations (this example is shortened to only two entries):

```
[
  {
    "guid": "d93c7664-6e41-4aa9-aed8-b740b985c9a0",
    "userName": "admin",
    "operation": "PURGE",
    "params": "[ac2772e8-984d-4ab6-9e99-323f1be2d3c0, 90231026-6581-4168-8828-f010aa9b097c]",
    "startTime": 1576261685009,
    "endTime": 1576261685197,
    "clientId": "10.16.1.255",
    "result": "ac2772e8-984d-4ab6-9e99-323f1be2d3c0, ae143e74-48d4-4f4b-8164-192bc842ed3b, dd742369-2a2c-44ee-902c-4d78a55b7100, 90231026-6581-4168-8828-f010aa9b097c"
  },
  {
    "guid": "b964079d-1f55-43f3-af7b-3a3701378826",
    "userName": "admin",
    "operation": "PURGE",
    "params": "[35b7aaad-2aaf-4af8-a043-e7b524e1314e]",
    "startTime": 1576028426951,
    "endTime": 1576028427165,
  }
]
```

```

      "clientId": "10.16.1.255",
      "result": "35b7aaad-2aaf-4af8-a043-e7b524e1314e,add45b8a-4bef-4ebb-
a8d0-0b8b920f068d"
    }, ...
  ]

```

Related Information

[Auditing purged entities](#)

Apache Atlas technical metadata migration reference

This documentation includes an exhaustive reference of how Cloudera Navigator technical metadata is migrated into Atlas entities.

The migration process moves technical metadata from Navigator to Atlas in one of these ways:

- One-to-one mapping. There are no field mapping notes.
- Type conversion. The field mapping notes indicate the new type applied.
- Data conversion. The field mapping notes indicate how the data was converted, such as from a string to a Boolean value (for example, type=FILE to isFile=True).
- No reason to migrate. Navigator stored a value that has no use in Atlas, such as the system ID. The field mapping notes indicate that the value is not used in Atlas.
- No value in Navigator. In most cases, if an Atlas field does not have an equivalent in Navigator, the Atlas field is left as null. The migration notes indicate if a value is filled in by default.
- Not migrated. There is one case where metadata in Navigator is not migrated and potentially the information is lost: the Spark operation (spark_process) metadata for principal is not migrated to Atlas. The principal is migrated at the operation execution (spark_process_execution) entity level. The field mapping notes indicate this case.

All Atlas entities share "system" attributes. The mapping for these attributes is described once but apply to all entities.

Related Information

[Mapping Navigator business metadata to Atlas](#)

System metadata migration

All migrated entities in Atlas include the same top-level metadata attributes, such as name, description, and creation time.

The following sections describe how Navigator "common" entity metadata is mapped to Atlas "system" metadata. If Atlas requires metadata that wasn't available in Navigator, the migration notes describe how the Atlas metadata values are generated.

Navigator Metadata	Atlas Metadata	Migration Notes
created	createTime	Converted to date type.
deleted	status	If True in Navigator, Atlas status is set to "DELETED"; otherwise status is set to "ACTIVE".
description	attributes.userDescription	
extractorRunId		No equivalent in Atlas.
identity	guid	Converted to Atlas value
internalType	typeName	Converted to Atlas values.
lastModified	updateTime	Converted to date type.
lastModifiedBy	updatedBy	

Navigator Metadata	Atlas Metadata	Migration Notes
name	attributes.displayName	
originalName	attributes.name	
originalDescription	attributes.description	
owner	attributes.owner	
packageName		No equivalent in Atlas.
properties	customAttributes	Added to the Atlas entity custom attributes as a key value pair with the Navigator name as the key.
sourceId		Inferred rather than migrated.
technicalProperties	customAttributes	Added to the Atlas entity custom attributes as a key value pair with the Navigator name as the key.
tags	labels	
	attributes.qualifiedName	Atlas uniquely identifies entity instances with the qualified name. See the entity-specific migration reference to see how these values are generated.
	clusterName	Supplied in nav2atlas migration command.
	homeId	Not used currently in Atlas.
	isProxy	Not used currently in Atlas.
	provenanceType	Not used currently in Atlas.
	version	Not used currently in Atlas.

HDFS entity metadata migration

HDFS metadata entities are migrated from Navigator to Atlas when they appear in a lineage relationship from Hive, Impala, or Spark processes.

The following sections describe how metadata is mapped from Navigator to Atlas; if Atlas requires metadata that wasn't available in Navigator, the migration notes describe how the Atlas metadata values are generated.

Migrated entities include:

- [HDFS Directory](#) on page 23
- [HDFS File](#) on page 24

For entity metadata that is common to all entities, see [System metadata migration](#) on page 22.

HDFS Directory

Navigator fselement entities of type=DIRECTORY are migrated to Atlas hdfs_path entities with the isFile attribute set to false.

Navigator Metadata	Atlas Metadata	Migration Notes
blockSize		Null for directories.
created	attributes.createTime	Converted to date type.
ezKeyName		Null for directories.
filePath	attributes.path	
group	attributes.group	
lastAccessed	attributes.modifiedTime	Converted to date type.
mimeType		Null for directories.

Navigator Metadata	Atlas Metadata	Migration Notes
owner	attributes.owner	
permissions	attributes.posixPermissions	Converted to Atlas values.
replication	attributes.numberOfReplicas	Null for directories.
size	attributes.fileSize	Null for directories.
type	attributes.isFile	The Navigator type=DIRECTORY property is converted to isFile=FALSE.
	attributes.isSymLink	Defaults to FALSE.
	attributes.nameServiceId	Optional in Atlas.
	attributes.qualifiedName	Generated as a string in the format <path>@clustername.

HDFS File

Navigator fselement entities of type=FILE are migrated to Atlas hdfs_path entities with the isFile attribute set to true.

Navigator Metadata	Atlas Metadata	Migration Notes
blockSize		Added to the Atlas entity custom attributes as a key value pair with the Navigator name as the key.
created	attributes.createTime	Converted to date type.
ezKeyName		Added to the Atlas entity custom attributes as a key value pair with the Navigator name as the key.
filePath	attributes.path	
group	attributes.group	
lastAccessed	attributes.modifiedTime	Converted to date type.
mimeType		Added to the Atlas entity custom attributes as a key value pair with the Navigator name as the key.
owner	attributes.owner	
parentPath	attributes.extendedAttributes	
permissions	attributes.posixPermissions	Converted to Atlas values.
replication	attributes.numberOfReplicas	
size	attributes.fileSize	
type	attributes.isFile	The Navigator type=FILE property is converted to isFile=TRUE.
	attributes.isSymLink	Defaults to FALSE.
	attributes.nameServiceId	Optional in Atlas.
	attributes.qualifiedName	Generated as a string in the format <path>@clustername.

Hive entity metadata migration

Hive metadata entities are fully migrated from Navigator to Atlas.

The following sections describe how metadata is mapped from Navigator to Atlas; if Atlas requires metadata that wasn't available in Navigator, the migration notes describe how the Atlas metadata values are generated.

Migrated entities include:

- [Hive Database](#) on page 25
- [Hive Table](#) on page 25
- [Hive View](#) on page 26

- [Hive Storage Description](#) on page 26
- [Hive Column](#) on page 26
- [Hive Process](#) on page 26
- [Hive Column Lineage](#) on page 27
- [Hive Process Execution](#) on page 27

Hive Database

Navigator hv_database entities are migrated to Atlas hive_db entities.

Navigator Metadata	Atlas Metadata	Migration Notes
filePath	attributes.location	
firstClassParentId	Not needed in Atlas	
params	attributes.parameters	
parentPath		Not needed in Atlas.
technicalProperties	customAttributes	
type		Inferred rather than migrated.
	attributes.ownerType	
	attributes.parameters	
	attributes.qualifiedName	Generated as a string in the format dbname@clustername.

Hive Table

Navigator hv_table entities are migrated to Atlas hive_table entities.

Navigator Metadata	Atlas Metadata	Migration Notes
clusterByColNames	bucketCols	Not needed in Atlas.
group	attributes.parameters	Added to Atlas entity as a key value pair with the Navigator name as the key.
params	attributes.parameters	Added to Atlas entity as a key value pair with the Navigator name as the key.
partColNames	relationshipAttributes.partitionKeys	
sortByColName	attributes.sortCols	Converted from string to array type.
technicalProperties	attributes.parameters	Added to the Atlas entity attributes as a key value pair with the Navigator name as the key.
	attributes.aliases	Defaults to null.
	attributes.comment	Defaults to null.
	attributes.lastAccessTime	Defaults to null.
	attributes.qualifiedName	Generated as a string in the format <parent_db>.<tablename>@<clustername>.
	attributes.retention	Defaults to null.
	attributes.tableType	Defaults to null.
	attributes.temporary	Defaults to null.
	attributes.viewOriginalText	Defaults to null.
	attributes.viewExpandedText	Defaults to null.

Hive View

Navigator `hv_view` entities are migrated to Atlas `hive_table` entities. Atlas does not distinguish between Hive tables and Hive views.

Hive Storage Description

Atlas includes a separate entity that represents how Hive table data is stored. Navigator included this metadata as part of its `hv_table` entity and the logical-physical lineage relationship. The migration creates the Atlas `hive_storagedesc` entity using metadata from the HMS table information.

Navigator Metadata	Atlas Metadata	Migration Notes
compressed	attributes.compressed	
filePath	attributes.location	
inputFormat	attributes.inputFormat	
outputFormat	attributes.outputFormat	
partColNames	attributes.bucketColNames	
serdeLibName	attributes.serdeInfo.serializationLib	
serdeProps	attributes.serdeInfo	
sortByColNames	attributes.sortCols	Converted from string to array type.
	attributes.numBuckets	
	attributes.parameters	
	attributes.qualifiedName	Generated as a string in the format <parent_db>.<tablename>@<clustername>_storage.
	attributes.sortedAsSubDirectories	

Hive Column

Navigator `hv_column` entities are migrated to Atlas `hive_column` entities. Note that the Atlas owner value is not available from Navigator and remains blank.

Navigator Metadata	Atlas Metadata	Migration Notes
dataType	attributes.type	
firstClassParentId		Not used in Atlas.
fieldIndex	attributes.position	
parentPath		Not used in Atlas.
	attributes.comment	Defaults to null.
	attributes.owner	Defaults to null.
	attributes.qualifiedName	Generated as a string in the format <parent_db>.<tablename>.<columnname>@<clustername>.

Hive Process

Navigator `hv_query` entities are migrated to Atlas `hive_process` entities.

Navigator Metadata	Atlas Metadata	Migration Notes
inputs	inputs	Points to the input entities as relationship attributes.
outputs	outputs	Points to the output entities as relationship attributes.

Navigator Metadata	Atlas Metadata	Migration Notes
queryHash		Not used in Atlas.
queryText	attributes.queryText	Not used currently in Atlas.
sourceId		Not used in Atlas.
unparsed		Not used in Atlas.
wfIds		Not used in Atlas.
	attributes.startTime	Not used currently in Atlas.
	attributes.endTime	Not used currently in Atlas.
	attributes.userName	Not used currently in Atlas.
	attributes.operationType	Defaults to null.
	attributes.qualifiedName	Generated as a string with the operation, input entities, and output entities, where each entity is noted by <asset_qualifiedName>:<createTime> and entries are separated by colons, and an arrow shows the break between input and output entities. For example: <pre>dbblue.table_aqua@clustercolor:1589373411000- ->dbblue.table_tea@clustercolor:1589394039000</pre>
	attributes.queryId	Defaults to null.
	attributes.queryGraph	Defaults to null.
	attributes.recentQueries	Defaults to null.

Hive Column Lineage

Navigator hv_query_part entities are migrated to Atlas hive_column_lineage entities.

Navigator Metadata	Atlas Metadata	Migration Notes
inputs	attributes.inputs	Points to the input column entities as relationship attributes.
outputs	attributes.outputs	Points to the output column entities as relationship attributes.
firstClassParentId	attributes.query	Points to the parent hive_process entity as a relationship attribute.
originalName	attributes.qualifiedName	Generated as a string with the operation, input entities, output entities, and target column name, where each entity is noted by <column_qualifiedName>:<createTime> and entries are separated by colons, and an arrow shows the break between input and output entities. For example: <pre>dbblue.table_aqua@clustercolor:1589373411000 ->dbblue.table_tea@cm:1589390050000:column_ beach</pre>
	attributes.dependencyType	Set to "SIMPLE".
	attributes.expression	Defaults to null.

Hive Process Execution

Navigator hv_query_execution entities are migrated to Atlas hive_process_execution entities.

Navigator Metadata	Atlas Metadata	Migration Notes
inputs	inputs	Points to the input entities as relationship attributes.
outputs	outputs	Points to the output entities as relationship attributes.

Navigator Metadata	Atlas Metadata	Migration Notes
ended	attributes.endTime	
operation	attributes.process	Points to the parent hive_process entity as a relationship attribute.
originalName	attributes.queryText	
principal	attributes.userName	
started	attributes.startTime	
	attributes.hostName	Defaults to null.
	attributes.qualifiedName	Generated as a string with the operation, input entities, output entities, and execution start and end timestamps, where each entity is noted by <asset_qualifiedName>:<createTime> and entries are separated by colons, and an arrow shows the break between input and output entities. For example: <pre>dbblue.table_aqua@clustercolor:1589373411000 ->dbblue.table_tea@clustercolor:158939005000:1589394047386:1589394064097</pre>
	attributes.queryGraph	Defaults to null.
	attributes.queryId	Defaults to null.
	attributes.queryPlan	Set to "Not Supported".

Impala entity metadata migration

Impala metadata entities are fully migrated from Navigator to Atlas.

The following sections describe how metadata is mapped from Navigator to Atlas; if Atlas requires metadata that wasn't available in Navigator, the migration notes describe how the Atlas metadata values are generated.

Migrated entities include:

- [Impala Process](#) on page 28
- [Impala Column Lineage](#) on page 29
- [Impala Process Execution](#) on page 29

For entity metadata that is common to all entities, see [System metadata migration](#) on page 22.

Impala Process

Navigator impala_operation entities are migrated to Atlas impala_process entities.

Navigator Metadata	Atlas Metadata	Migration Notes
inputs	inputs	Points to the input entities as relationship attributes.
outputs	outputs	Points to the output entities as relationship attributes.
queryHash		Not used in Atlas.
queryText	attributes.queryText	Not used currently in Atlas (see Impala Process Execution on page 29).
sourceId		Not used in Atlas.
unparsed		Not used in Atlas.
wfIds		Not used in Atlas.
	attributes.endTime	Not used currently in Atlas.
	attributes.operationType	Defaults to null.

Navigator Metadata	Atlas Metadata	Migration Notes
	attributes.qualifiedName	Generated as a string with the input entities and output entities, where each entity is noted by <asset_qualifiedName>:<createTime> and entries are separated by colons, and an arrow shows the break between input and output entities. For example: <pre>dbblue.table_aqua@clustercolor:1589373411000->dbblue.table_tea@clustercolor:1589390050000</pre>
	attributes.queryGraph	Defaults to null.
	attributes.queryId	Defaults to null.
	attributes.recentQueries	Defaults to null.
	attributes.startTime	Not used currently in Atlas.
	attributes.userName	Not used currently in Atlas.

Impala Column Lineage

Navigator `impala_sub_operation` entities are migrated to Atlas `impala_column_lineage` entities.

Navigator Metadata	Atlas Metadata	Migration Notes
inputs	attributes.inputs	Points to the input column entities as relationship attributes.
outputs	attributes.outputs	Points to the output column entities as relationship attributes.
firstClassParentId	attributes.query	Points to the parent <code>impala_process</code> entity as a relationship attribute.
originalName	attributes.qualifiedName	Generated as a string with the input entities, output entities, and target column name, where each entity is noted by <column_qualifiedName>:<createTime> and entries are separated by colons, and an arrow shows the break between input and output entities. For example: <pre>dbblue.table_aqua@clustercolor:1589373411000->dbblue.table_tea@cm:1589390050000:column_beach</pre>
	attributes.dependencyType	Set to "SIMPLE".
	attributes.expression	Defaults to null.

Impala Process Execution

Navigator `impala_operation_execution` entities are migrated to Atlas `impala_process_execution` entities.

Navigator Metadata	Atlas Metadata	Migration Notes
inputs	inputs	Points to the input entities as relationship attributes.
outputs	outputs	Points to the output entities as relationship attributes.
ended	attributes.endTime	
operation	attributes.process	Points to the parent <code>impala_process</code> entity as a relationship attribute.
originalName	attributes.queryText	
principal	attributes.userName	
started	attributes.startTime	
	attributes.hostName	Defaults to null.

Navigator Metadata	Atlas Metadata	Migration Notes
	attributes.qualifiedName	Generated as a string with the input entities, output entities, and execution start and end timestamps, where each entity is noted by <asset_qualifiedName>:<createTime> and entries are separated by colons, and an arrow shows the break between input and output entities. For example: <pre>dbblue.table_aqua@clustercolor:1589373411000 ->dbblue.table_teal@clustercolor:158939005000:1589390056000:1589390058000</pre>
	attributes.queryGraph	Defaults to null.
	attributes.queryId	Defaults to null.
	attributes.queryPlan	Set to "Not Supported".

Spark entity metadata migration

Spark metadata entities are fully migrated from Navigator to Atlas.

The following sections describe how metadata is mapped from Navigator to Atlas; if Atlas requires metadata that wasn't available in Navigator, the migration notes describe how the Atlas metadata values are generated.

Migrated entities include:

- [Spark Process](#) on page 30
- [Spark Process Execution](#) on page 30

For entity metadata that is common to all entities, see [System metadata migration](#) on page 22.

Spark Process

Navigator spark_operation entities are migrated to Atlas spark_process entities.



Notice: The metadata for the principal from Navigator is not migrated to Atlas.

Navigator Metadata	Atlas Metadata	Migration Notes
inputs	relationshipAttributes.inputs	Points to the input directories as relationship attributes.
outputs	relationshipAttributes.outputs	Points to the output directory as a relationship attribute.
principal		Not mapped.
	attributes.currUser	Defaults to null.
	attributes.details	Defaults to null.
	attributes.executionId	Defaults to null.
	attributes.remoteUser	Defaults to null.
	attributes.sparkPlanDescription	
	attributes.qualifiedName	Generated as a string in the format process_id@clustername. For example, application_1589303388872_0001@clustercolor.20324.

Spark Process Execution

Navigator spark_operation_execution entities are migrated to Atlas spark_process_execution entities.

Navigator Metadata	Atlas Metadata	Migration Notes
inputs	relationshipAttributes.inputs	Points to the input files as relationship attributes.

Navigator Metadata	Atlas Metadata	Migration Notes
outputs	relationshipAttributes.outputs	Points to the output files as relationship attributes.
ended	attributes.endTime	
operation	attributes.process	Points to the parent spark_process entity as a relationship attribute.
originalName	attributes.queryText	
principal	attributes.userName	
started	attributes.startTime	
	attributes.hostName	Defaults to null.
	attributes.qualifiedName	Generated as a string in the format process_id-exec.timestamp@clustername. For example, application_1589303388872_0001-exec.1589331800580@clustercolor.

AWS S3 entity metadata migration

S3 metadata entities are migrated from Navigator to Atlas.

The following sections describe how metadata is mapped from Navigator to Atlas; if Atlas requires metadata that wasn't available in Navigator, the migration notes describe how the Atlas metadata values are generated.

Migrated entities include:

- [S3 Bucket](#) on page 31
- [S3 Object: Directory](#) on page 31
- [S3 Object: File](#) on page 32

For entity metadata that is common to all entities, see [System metadata migration](#) on page 22.

S3 Bucket

Navigator s3_bucket entities are migrated to Atlas aws_s3_v2_bucket entities.

Navigator Metadata	Atlas Metadata	Migration Notes
encryption	attributes.encryption	
eTag	attributes.eTag	
owner	attributes.owner	
ownerId	attributes.ownerId	
region	attributes.region	
	attributes.qualifiedName	Generated as a string in the format <bucket_name>@<cluster_name>. For example yellow_bucket@clustercolor.

S3 Object: Directory

Navigator s3_object entities of type=DIRECTORY is converted to aws_s3_v2_directory entities.

Navigator Metadata	Atlas Metadata	Migration Notes
bucketName	attributes.bucketName	
depth	customAttributes	Added to the Atlas entity custom attributes as a key value pair with the Navigator name as the key.
encryption	attributes.encryption	
eTag	attributes.eTag	

Navigator Metadata	Atlas Metadata	Migration Notes
filePath	attributes.storageLocation	
firstClassParentId	relationshipAttributes.container	Points to the parent directory or bucket as a relationship attribute.
implicit	attributes.implicit	
newObject	customAttributes	Added to the Atlas entity custom attributes as a key value pair with the Navigator name as the key.
owner	attributes.owner	
ownerId	attributes.ownerId	
parentPath	attributes.objectPrefix	The Atlas value is derived from the Navigator value (no one-to-one migration).
region	attributes.region	
sequencer	customAttributes	Added to the Atlas entity custom attributes as a key value pair with the Navigator name as the key.
size	attributes.size	
storageClass	attributes.storageClass	.
type		Used to determine the Atlas entity type.
	attributes.qualifiedName	Generated as a string in the format <object_prefix>://<bucket_name>/<directory_name>@<cluster_name>. For example s3a://yellow_bucket/hive_storage_color_table_dir@clustercolor.

S3 Object: File

Navigator s3_object entities of type=file is converted to aws_s3_v2_object entities.

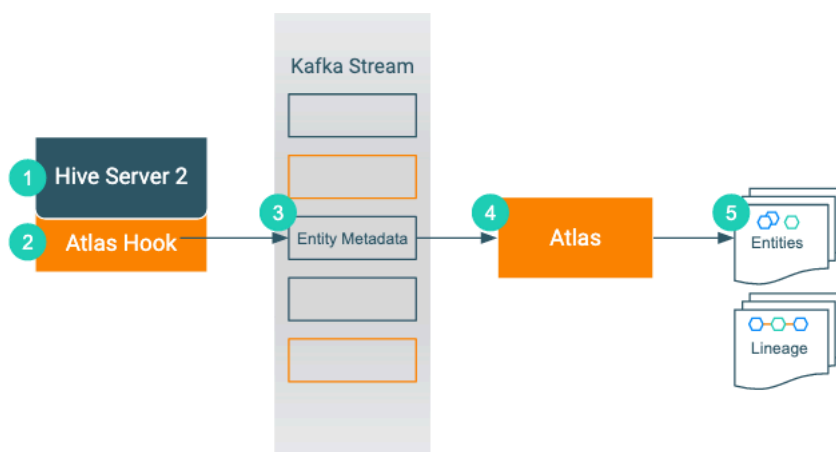
Navigator Metadata	Atlas Metadata	Migration Notes
bucketName	attributes.bucketName	
depth	customAttributes	Added to the Atlas entity custom attributes as a key value pair with the Navigator name as the key.
encryption	attributes.encryption	
eTag	attributes.eTag	
filePath	customAttributes	Added to the Atlas entity custom attributes as a key value pair with the Navigator name as the key.
firstClassParentId	relationshipAttributes.container	Points to the parent directory or bucket as a relationship attribute.
implicit	attributes.implicit	
newObject	customAttributes	Added to the Atlas entity custom attributes as a key value pair with the Navigator name as the key.
owner	attributes.owner	
ownerId	attributes.ownerId	
parentPath	attributes.objectPrefix	The Atlas value is derived from the Navigator value (no one-to-one migration).
region	attributes.region	
size	attributes.size	
storageClass	attributes.storageClass	
type		Used to determine the Atlas entity type.

Navigator Metadata	Atlas Metadata	Migration Notes
	attributes.qualifiedName	Generated as a string in the format <object_prefix>://<bucket_name>/<directory_name>/<file_name>@<cluster_name>. For example s3a://yellow_bucket/hive_storage_color_table_dir/hive-staging_hive_2020-03-20_01-43-14_862_995309273321986325-1@clustercolor.

HiveServer metadata collection

Atlas can collect metadata from HiveServer, including queries and the data assets the queries affect.

An Atlas hook runs in each HiveServer instance. This hook sends metadata to Atlas for both Hive operations and Hive data assets. Operations are represented by process and process execution entities in Atlas. Hive databases, tables, views, and columns are represented by entities in Atlas. When a Hive operation involves files, the metadata for the file system and files are represented in Atlas as file system paths.



1. When an action occurs in the HiveServer instance...
2. The corresponding Atlas hook collects information for the action into metadata entities.
3. The hook publishes the metadata on a Kafka topic.
4. Atlas reads the message from the topic and determines what information will create new entities and what information updates existing entities.
5. Atlas creates and updates the appropriate entities and determines lineage from existing entities to the new entities.

The Atlas bridge for HBase pulls the same metadata as the hook, but instead of sending the metadata through Kafka, it passes message in bulk in an API call. The bridge creates entities in Atlas for all of the existing HBase namespaces, tables, columns, and column families.

HiveServer actions that produce Atlas entities

Operations that create, update, or delete Hive metadata will affect Atlas entities; operations that only affect data do not show up in Atlas.

The following table lists the HiveServer actions that produce or update metadata in Atlas.

This Action in HiveServer...	...Produces metadata for these Atlas entities
ALTER DATABASE, CREATE DATABASE, DROP DATABASE	hive_db, hive_db_ddl

This Action in HiveServer...	...Produces metadata for these Atlas entities
ALTER TABLE, CREATE TABLE, CREATE TABLE AS SELECT, DROP TABLE	hive_process, hive_process_execution, hive_table, hive_table_ddl, hive_column, hive_column_lineage, hive_storagedesc, hdfs_path
ALTER VIEW, ALTERVIEW_AS_SELECT, CREATE VIEW, CREATE VIEW AS SELECT, DROP VIEW	hive_process, hive_process_execution, hive_table, hive_column, hive_column_lineage, hive_table_ddl
INSERT INTO (SELECT), INSERT OVERWRITE	hive_process, hive_process_execution

Notable actions in HiveServer that do NOT produce process or process execution entities in Atlas, meaning that no lineage is produced for these operations:

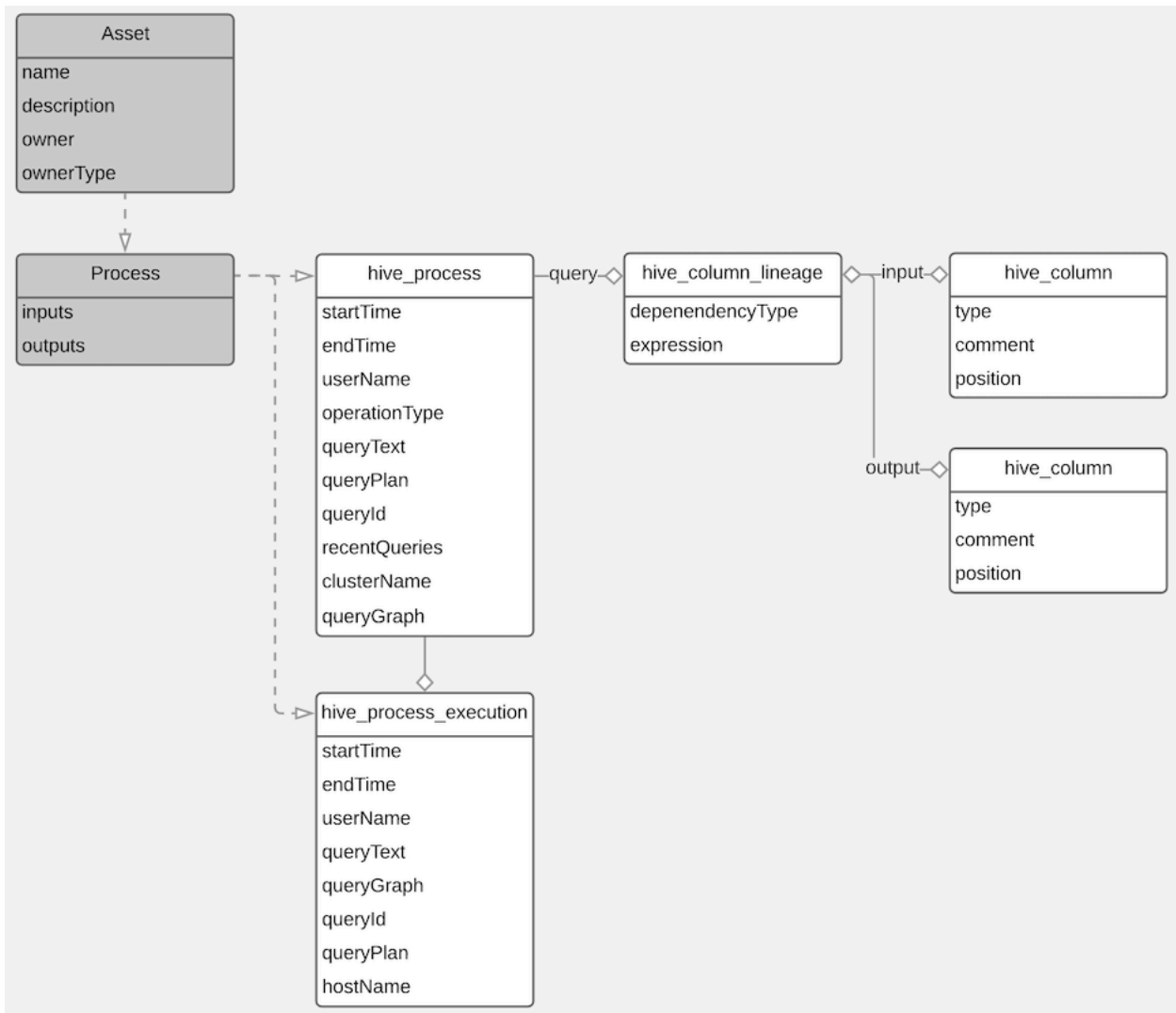
- SELECT

HiveServer entities created in Atlas

Each HiveServer entity in Atlas includes detailed metadata collected from Hive.

The following diagrams show a summary of the entities created in Atlas for Hive operations and assets. The supertypes that contribute attributes to the entity types are shaded.

Figure 1: Atlas Entity Types for HiveServer Data Sets



The metadata collected for each entity type is as follows:

Hive Process

Identifier	Example content
typeName	hive_process
guid	System generated ID. This value is used to identify the entity in the Atlas Dashboard URL.
qualifiedName	<database>.<target table>@<clustername>:<generated ID> The generated ID is distinct from the GUID.
name	Text of the query.
inputs	List of the input tables or views, including each entity's type name and the qualified name.
outputs	List of the output objects, including each entity's type name and the qualified name.
recentQueries	Last query executed (duplicated in process_execution).
operationType	One of the operations that triggers metadata collection.
queryPlan	Reserved for future use.

Hive Process Execution

Identifier	Example Content
typeName	hive_process_execution
guid	System generated ID. This value is used to identify the entity in the Atlas Dashboard URL.
qualifiedName	<database>.<target table>@<clustername>:<ID from process qualified name>:<ID from the process execution name>:<generated ID for this process execution>
name	Text of the query with a system-generated ID added to the end.
queryText	Text of the query.
queryPlan	Reserved for future use.
queryId	impala_<date as yyyyymmddhhmmss>_<generated id>
startTime	Query start time.
endTime	Query end time.
userName	The user who ran the query.
Relationship: Process	One process to one or more process executions. hive_process_process_execution

Hive Database

Identifier	Example Content
typeName	hive_db
guid	System generated ID. This value is used to identify the entity in the Atlas Dashboard URL.
qualifiedName	<database>@<clustername>
name	Database name as reported from Hive.
clusterName	Cluster name.
location	The file system path where the backing files for the database are stored. This could be an HDFS path, an AWS S3 object, or an Azure data storage location.
owner	The user who initially created the database.
ownerType	The principal type of the database owner. Could be USER, ROLE, or GROUP.
parameters	Additional key-value pair metadata that comes from Hive such as table size, number of rows, and number of storage files.
Relationship: Table	One database to many tables. hive_table_db
Relationship: Database DDL	One database to many database DDL entities. hive_db_ddl_queries

Hive Table

Identifier	Example Content
typeName	hive_table
guid	System generated ID. This value is used to identify the entity in the Atlas Dashboard URL.
qualifiedName	<database>.<tablename>@<clustername>
name	Table name.
columns	List of the columns defined in the table. The Atlas Dashboard shows these as links to the column entity details.
owner	The user who created the table.

Identifier	Example Content
parameters	Table details from HiveServer such as: <ul style="list-style-type: none"> totalSize External numFiles transient_lastDdlTime bucketing_version
retention	Provided by HS2. Integer value
sd	The location of the table data, the storage description. <database>.<table>@<clustername>_storage
tableType	How the table was created: one of EXTERNAL_TABLE, VIRTUAL_VIEW, or MANAGED_TABLE.
Relationship: Database	One database to many tables. hive_table_db
Relationship: Columns	One table to one or more columns. hive_table_columns
Relationship: Partition Key Column	One table to one or more columns that are partition keys. hive_table_partitionkeys
Relationship: Storage Description	One table to one storage description. hive_table_storagedesc
Relationship: DDL	One table to many DDL entities. hive_table_ddl_queries

Hive Column

Identifier	Example Content
typeName	hive_column
comment	Metadata from Hive from the column description.
name	Column name as reported by HMS.
owner	Table owner name as reported by HMS.
position	This column's position in the list of columns in a zero-based index.
qualifiedName	<database>.<table>.<column>@<clustername>
table	Table name. Also modeled as relationship.
type	Column data type as reported by HMS.
Relationship: table	One table to one or more columns. hive_table_columns
Relationship: inputToProcesses	The hive_column_lineage entities that include this column in the input to a transformation. The relationship type is dataset_process_inputs.
Relationship: outputFromProcesses	The hive_column_lineage entities that include this column in the output to a transformation. The relationship type is process_dataset_outputs.
Relationship: Table	One table to one or more columns. hive_table_columns
Relationship: Partition Key Column	One table to one or more columns that are partition keys. hive_table_partitionkeys

Hive Column Lineage

Identifier	Example Content
typeName	hive_column_lineage
dependencyType	The type of relationship between the input and output columns; one of SIMPLE, EXPRESSION, or SCRIPT.
name	<database>.<table>@<clustername>:<generated ID>:<output_column>

Identifier	Example Content
inputs	List of 0 or more hive_column entities that contributed to the output columns. This is a legacy model component: the more current model uses a relationship attribute.
outputs	This is a legacy model component: the more current model uses a relationship attribute.
qualifiedName	Same as name.
query	Name of the hive_process entity that produced this lineage. This is a legacy model component: the more current model uses a relationship attribute.
Relationship: Process	Name of the hive_process entity that produced this lineage. hive_process_column_lineage
Relationship: inputToProcesses	List of 0 or more hive_column entities that contributed to the output columns.
Relationship: outputFromProcesses	List of 0 or more hive_column entities that were produced in the process.

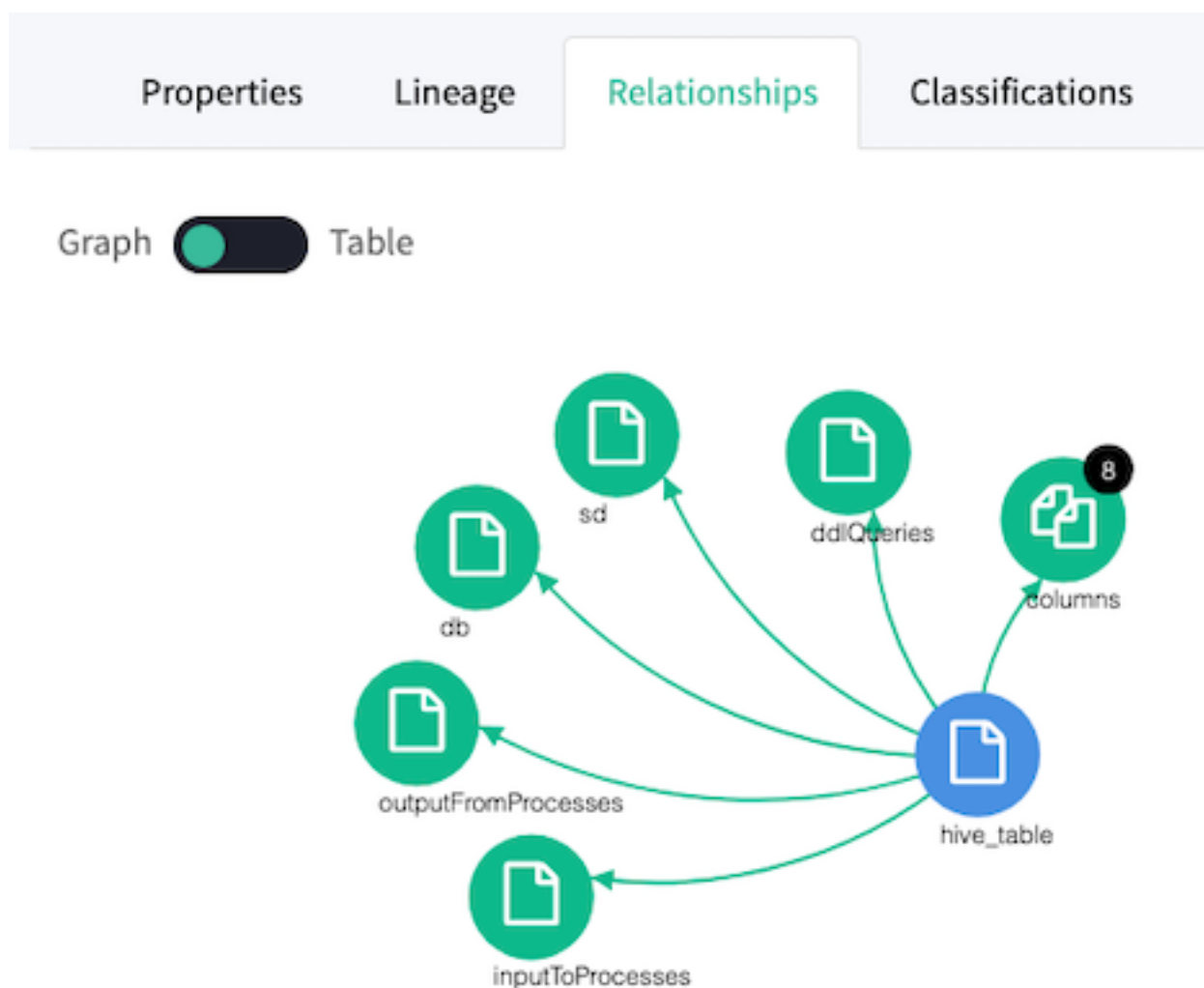
Hive Storage Description

Identifier	Example Content
typeName	hive_storagedesc
compressed	Metadata from Hive indicating whether the table is stored compressed.
inputFormat	Metadata from Hive indicating the storage input format.
outputFormat	Metadata from Hive indicating the storage output format.
parameters	Additional metadata from Hive in the form of key-value pairs.
qualifiedName	<database>.<table>@<clustername>_storage
serdeInfo	Metadata from Hive indicating the serialization/deserialization implementation used to write/read table data.
sortCols	Metadata from Hive listing the column or columns used to sort the table data.
storedAsSubDirectories	Metadata from Hive indicating whether a skewed table uses the list bucketing feature, which creates subdirectories for skewed values.
numBuckets	Metadata from Hive indicating the number of buckets for bucketed tables. Non-bucketed tables are indicated by -1.
table	The table that this storage description holds data for. Also represented as a relationship.
Relationship: table	The table that this storage description holds data for.

HiveServer relationships

Atlas shows the entities related to this entity in the Relationships tab in the Dashboard.


The Relationship tab shows the relationships that exist for an entity. Use this view to navigate among related entities.



HiveServer lineage

Atlas collects metadata from HiveServer to represent the lineage among data assets.

The Atlas lineage graph shows the input and output processes that the current entity participated in, specifically those relationships modeled as “inputToProcesses” and “outputFromProcesses.” Entities are included if they were inputs to processes that lead to the current entity or they are output from processes for which the current entity was an input. HiveServer processes follow this pattern.



claim_savings (hive_table)


Classifications: DATA_QUALITY +

Term: +


Properties
Lineage
Relationships
Classifications
Audits
Schema

○ Current Entity → Lineage → Impact


create external t...




claim_savings



create view if no...



claims_view



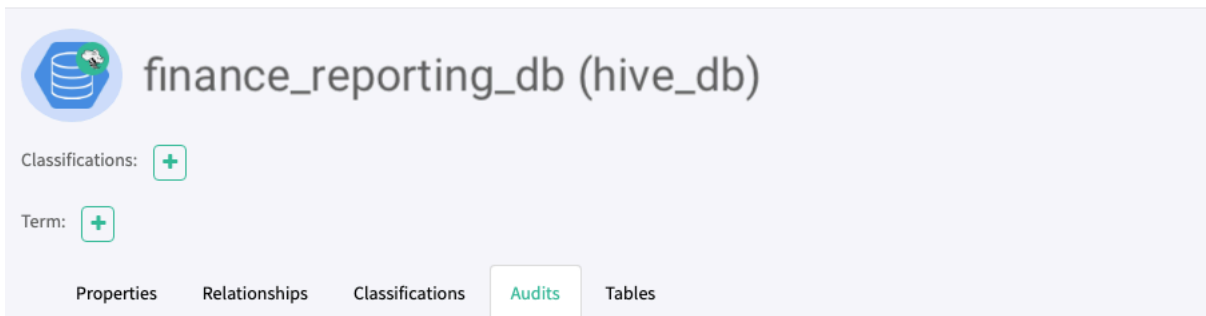
Related Information

[Viewing lineage](#)

HiveServer audit entries

Atlas lists changes to metadata entities in the Audit tab in the Dashboard.

Atlas tracks the lifecycle of each Hive entity, including its creation, update, and deletion. User access and actions that affect the data content of the source asset are not included in the audit.



finance_reporting_db (hive_db)

Classifications: [+](#)

Term: [+](#)

Properties Relationships Classifications **Audits** Tables

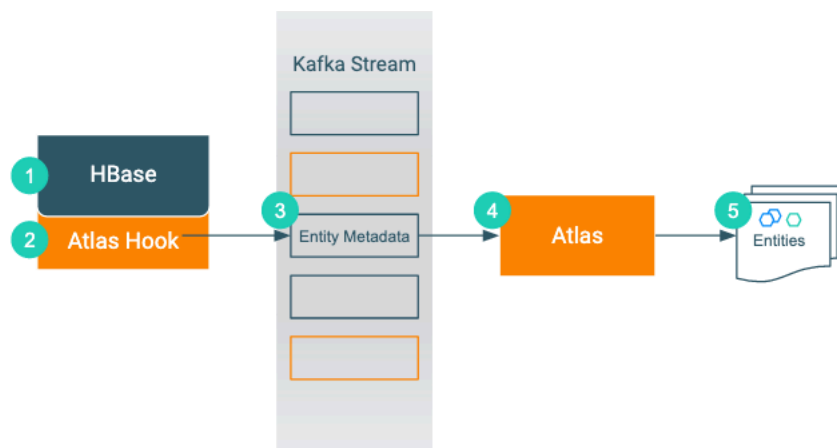
Showing 8 records From 1 - 25

Users ↕	Timestamp ↕	Actions ↕	Tools
hive	Fri Jul 12 2019 19:48:58 GMT-0700 (Pacific Daylight Time)	Entity Updated	Detail
hive	Fri Jul 12 2019 18:36:51 GMT-0700 (Pacific Daylight Time)	Entity Updated	Detail
hive	Fri Jul 12 2019 18:36:50 GMT-0700 (Pacific Daylight Time)	Entity Updated	Detail
hive	Fri Jul 12 2019 18:36:49 GMT-0700 (Pacific Daylight Time)	Entity Updated	Detail
hive	Fri Jul 12 2019 18:36:47 GMT-0700 (Pacific Daylight Time)	Entity Updated	Detail
hive	Fri Jul 12 2019 18:36:46 GMT-0700 (Pacific Daylight Time)	Entity Updated	Detail
hive	Fri Jul 12 2019 18:36:45 GMT-0700 (Pacific Daylight Time)	Entity Updated	Detail
hive	Fri Jul 12 2019 18:36:44 GMT-0700 (Pacific Daylight Time)	Entity Created	Detail

HBase metadata collection

Atlas can collect metadata from HBase that describes the data assets HBase manages.

An Atlas hook runs in each HBase instance. This hook sends metadata to Atlas for HBase data assets. HBase namespaces, tables, columns, and column families are represented by entities in Atlas.



1. When an action occurs in the HBase instance...
2. The corresponding Atlas hook collects information for the action into metadata entities.
3. The hook publishes the metadata on a Kafka topic.
4. Atlas reads the message from the topic and determines what information will create new entities and what information updates existing entities.
5. Atlas creates and updates the appropriate entities.

The Atlas bridge for HBase pulls the same metadata as the hook, but instead of sending the metadata through Kafka, it passes message in bulk in an API call. The bridge creates entities in Atlas for all of the existing HBase namespaces, tables, columns, and column families.

HBase actions that produce Atlas entities

As data assets are created in HBase, Atlas generates entities to represent those assets. Atlas does not create processes to represent HBase operations.

The following table lists the HBase actions that produce or update metadata in Atlas.

This Action in HBase...	...Produces metadata for these Atlas entities
alter_async	hbase_namespace, hbase_table, hbase_column_family
create_namespace, alter_namespace, drop_namespace	hbase_namespace
create table, alter table, drop table, drop_all tables	alter table (create column family), alter table (alter column family), alter table (delete column family)
alter table (create column family), alter table (alter column family), alter table (delete column family)	hive_process, hive_process_execution

Notable actions in HBase that do NOT produce metadata entities include any actions that affect only data and not metadata. In addition, Atlas does not collect metadata for HBase columns. Actions that do not create Atlas entities include:

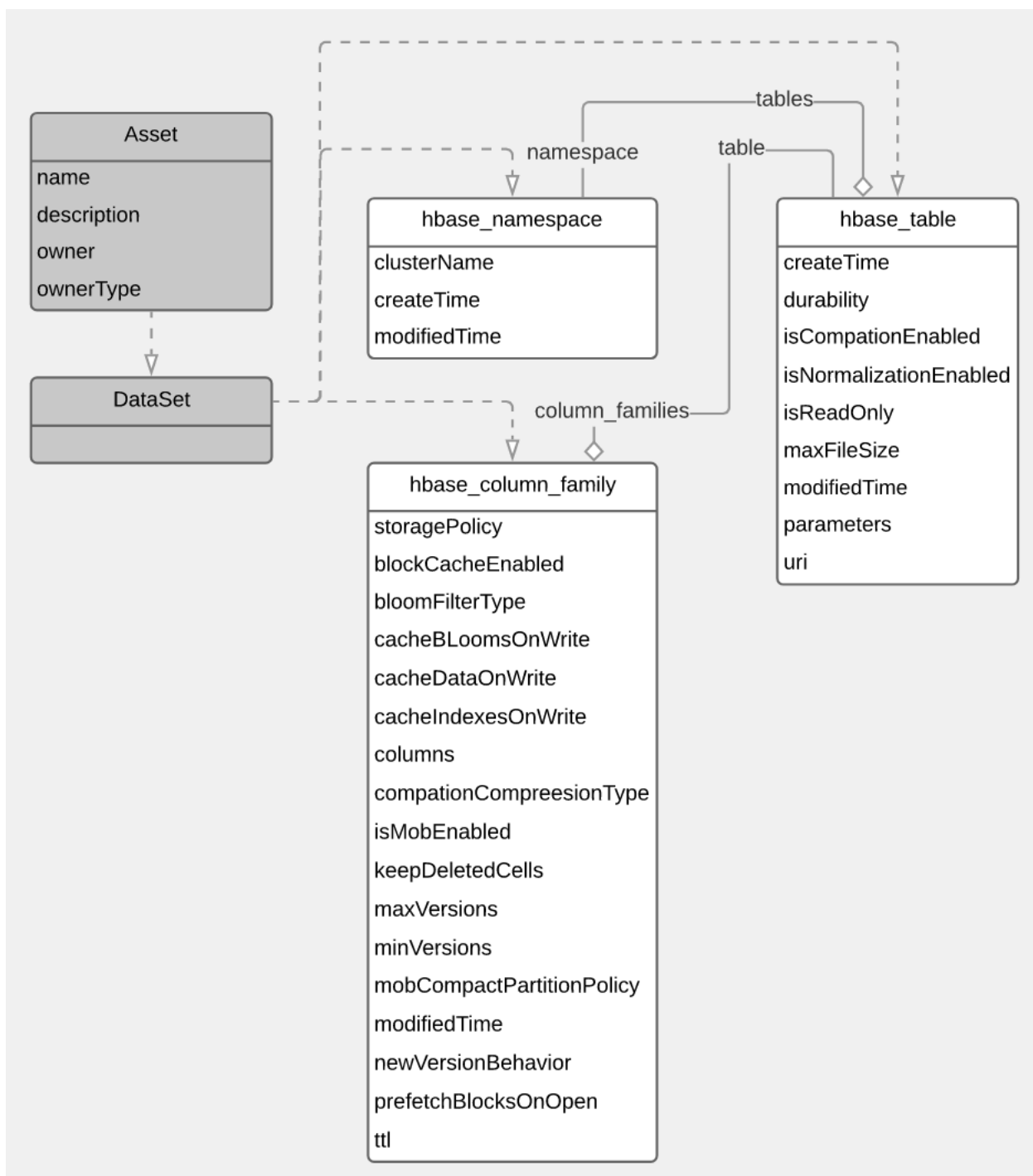
- Truncate table
- Put (cell value]
- Disable/enable table

HBase entities created in Atlas

Each HBase data set entity in Atlas includes detailed metadata collected from HBase.

The following diagrams show a summary of the entities created in Atlas for Hive operations and assets. The supertypes that contribute attributes to the entity types are shaded.

Figure 3: Atlas Entity Types for HBase Data Sets



The metadata collected for each entity type is as follows:

HBase Namespace

Identifier	Example content
typeName	hbase_namespace
guid	System generated ID. This value is used to identify the entity in the Atlas Dashboard URL.
qualifiedName	<name>@<clustername>
name	Namespace name as reported from HBase.

Identifier	Example content
description	String description metadata from HBase.
modifiedTime	Time from HBase indicating a change to the namespace. Formatted as in this example: "Wed Apr 17 2019 18:32:14 GMT-0700 (Pacific Daylight Time)"
owner	Owner as reported from HBase.
parameters	Reserved for future use.
replicatedFrom	Reserved for future use.
replicatedTo	Reserved for future use.
Relationship: tables	One namespace to many tables. hbase_table_namespace

HBase Table

Identifier	Example content
typeName	hbase_table
guid	System generated ID. This value is used to identify the entity in the Atlas Dashboard URL.
qualifiedName	<namespace>:<tablename>@<clustername>
name	Table name as reported from HBase.
description	String description metadata from HBase.
modifiedTime	Time from HBase indicating a change to the table. Formatted as in this example: "Wed Apr 17 2019 18:32:14 GMT-0700 (Pacific Daylight Time)"
owner	Owner as reported from HBase.
parameters	Reserved for future use.
replicatedFrom	Reserved for future use.
replicatedTo	Reserved for future use.
durability	Storage property as reported from HBase. Values include true or false.
isCompactionEnabled	Storage property as reported from HBase. Values include true or false.
isNormalizationEnabled	Storage property as reported from HBase. Values include true or false.
isReadOnly	
maxFileSize	Storage property as reported from HBase. -1 indicates that no maximum was set.
uri	Table name.
Relationship: namespace	One namespace to many tables. hbase_table_namespace
Relationship: column families	Column families associated with this table. hbase_table_column_families

HBase Column Family

Identifier	Example content
typeName	hbase_column_family
guid	System generated ID. This value is used to identify the entity in the Atlas Dashboard URL.
qualifiedName	<namespace>:<tablename>.<columnfamily>@<clustername>
name	Column family name as reported from HBase.
description	String description metadata from HBase.
modifiedTime	Time from HBase indicating a change to the column family. Formatted as in this example: "Wed Apr 17 2019 18:32:14 GMT-0700 (Pacific Daylight Time)"

Identifier	Example content
owner	Owner as reported from HBase.
StoragePolicy	Value for the storagePolicy property for the column family. Values include N/A, ALL_SSD, ONE_SSD, HOT, WARM, COLD.
blockCacheEnabled	Storage property as reported from HBase. Values include true or false.
bloomFilterType	Value for the BLOOM_FILTER_TYPE property for the column family. Values include NONE, ROW, or ROWCOL.
cacheBlossomsOnWrite	Boolean value for the CACHE_BLOSSOMS_ON_WRITE property for the column family.
cacheDataOnWrite	Boolean value for the CACHE_DATA_ON_WRITE property for the column family.
cacheIndexesOnWrite	Boolean value for the CACHE_INDEX_ON_WRITE property for the column family.
columns	List of columns included in the column family.
compactionCompressionType	Storage property as reported from HBase.
compressionType	Value for the COMPRESSION property for the column family. Values include NONE, SNAPPY, LZ0, LZ4, GZ.
createTime	Time from HBase indicating when the column family was created. Formatted as in this example: “Wed Apr 17 2019 18:32:14 GMT-0700 (Pacific Daylight Time)”
dataBlockEncoding	The DATA_BLOCK_ENCODING property for the column family. Values include NONE, PREFIX, DIFF, FAST_DIFF, ROW_INDEX_V1.
encryptionType	Column family encryption property. Values include “N/A”, and AES.
evictBlocksOnClose	Boolean value for the EVICT_BLOCKS_ON_CLOSE property for the column family.
inMemoryCompactionPolicy	In memory compaction behavior (IN_MEMORY_COMPACTION) set for the column family. Values include NONE, BASIC, EAGER, ADAPTIVE, or “N/A”.
isMobEnabled	Boolean value for Medium Object (MOB) properties for the column family (IS_MOB).
keepDeletedCells	Boolean value for the KEEP_DELETED_CELLS property of the column family.
maxVersions	The maximum number of row versions this column family is configured to store.
minVersions	The minimum number of row versions this column family is configured to store.
mobCompactPartitionPolicy	The MOB_COMPACT_PARTITION_POLICY for this column family. Values include DAILY, WEEKLY, MONTHLY.
modifiedTime	Time from HBase indicating a change to the column family. Formatted as in this example: “Wed Apr 17 2019 18:32:14 GMT-0700 (Pacific Daylight Time)”
newVersionBehavior	Boolean value for the NEW_VERSION_BEHAVIOR property for this column family.
prefetchBlocksOnOpen	Boolean value for PREFETCH_BLOCKS_ON_OPEN property of the column family.
replicatedFrom	Not used.
replicatedTo	Not used.
table	The table that the column family corresponds to. Also modeled as a relationship.
ttl	Time to live (TTL) length in seconds. The TTL time encoded in the HBase for the row is specified in UTC.
Relationship: columns	Not used.
Relationship: table	One table to many column families. hbase_table_column_families

Hbase lineage

Atlas collects lineage information for HBase data assets when HBase tables are referenced in HiveServer or Impala operations.

The Atlas lineage graph shows the input and output processes that the current entity participated in, specifically those relationships modeled as “inputToProcesses” and “outputFromProcesses.” Entities are included if they were inputs to processes that lead to the current entity or they are output from processes for which the current entity was an input.

No lineage metadata is collected directly from HBase.

Related Information

[Viewing lineage](#)

HBase audit entries

Atlas lists changes to metadata entities in the Audit tab in the Dashboard.

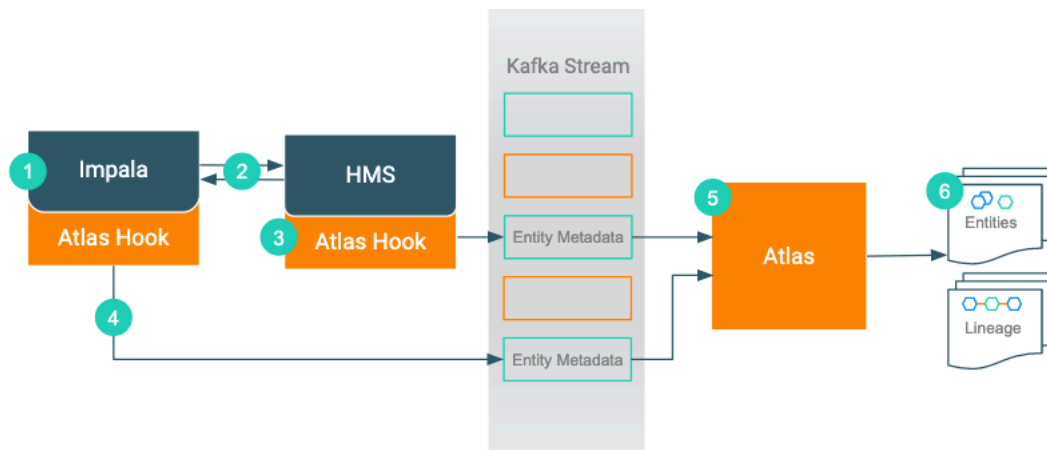
Atlas tracks the lifecycle of each HBase entity, including its creation, update, and deletion. User access and actions that affect the data content of the source asset are not included in the audit.

Impala metadata collection

Atlas can collect metadata for queries from Impala. It collects metadata for affected data assets from Hive Metastore (HMS).

An Atlas hook runs in each Impalad instance. This hook sends metadata to Atlas for Impala operations, which are represented by process and process execution entities in Atlas.

In addition, an Atlas hook runs in Hive Metastore (HMS). Before sending metadata to Atlas, Impala synchronizes its metadata with HMS. This synchronization makes sure that Impala uses the same names and IDs as HMS.



1. When an action occurs in the Impala instance...
2. Impala updates HMS with information about the assets affected by the action.
3. The Atlas hook for HMS collects information for the changed and new assets and forms it into metadata entities. It publishes the metadata to a Kafka topic.
4. The Atlas hook for the Impala instance collects information for the action and forms it into metadata entities. It publishes the metadata to a Kafka topic.
5. Atlas reads the messages from the topic and determines what information will create new entities and what information updates existing entities. Atlas is able to determine the correct entities regardless of the order in which Atlas receives messages from the Kafka topic.
6. Atlas creates the appropriate entities and determines lineage from existing entities to the new entities.

Impala actions that produce Atlas entities

Impala operations that create, update, or delete Hive metadata will affect Atlas entities; operations that only affect data do not show up in Atlas.

The following table lists the Impala actions that produce or update metadata in Atlas.

This Action in Impala...	...Produces metadata for these Atlas entities	...Triggers HMS to produce metadata for these Atlas entities	...Produces metadata for these Atlas relationships
CREATETABLE_AS_SELECT	impala_process, impala_process_execution, impala_column_lineage, hive_db hive_table_ddl	hive_table, hive_column(s), hive_storedesc, hive_db hive_table_ddl	hive_table_db, hive_table_columns, hive_table_partitionkeys, hive_table_storedesc, hive_process_process_execution, hive_process_columnlineage, hive_table_ddl_queries, hive_db_ddl_queries
CREATEVIEW	impala_process, impala_process_execution, impala_column_lineage, hive_table_ddl	hive_table, hive_column(s), hive_db	hive_table_db, hive_table_columns, hive_table_partitionkeys, hive_process_process_execution, hive_process_columnlineage, hive_table_ddl_queries
ALTERVIEW_AS_SELECT	impala_process, impala_process_execution, impala_column_lineage, hive_table_ddl	Updates to: hive_table, hive_column(s)	hive_process_process_execution, hive_process_columnlineage, hive_table_ddl_queries
INSERT INTO, INSERT, OVERWRITE	impala_process, impala_process_execution	If not already in Atlas, HMS sends metadata for data assets indicated in the query: hive_table, hive_column(s), hive_storedesc, hive_db	hive_process_process_execution

Notable actions in Impala that do NOT produce process or process execution entities in Atlas, meaning that no lineage is produced for these operations:

- LOAD DATA INPATH
- CREATE TABLE (table metadata produced by HMS)
- ALTER VIEW (table metadata produced by HMS)
- SELECT or other queries that don't produce output

Impala entities created in Atlas

Each Impala entity in Atlas includes detailed metadata for Impala queries.

The following diagrams show a summary of the entities created in Atlas for Impala operations. The supertypes that contribute attributes to the entity types are shaded.

Figure 4: Atlas Entity Types for Impala Operations

Impala Process Execution

Identifier	Example Content
typeName	impala_process_execution
guid	System generated ID. This value is used to identify the entity in the Atlas Dashboard URL.
qualifiedName	<database>.<target table>@<clustername>:<ID from process qualified name>:<ID from the process execution name>:<generated ID for this process execution>
name	Text of the query with a system-generated ID added to the end.
queryText	Text of the query.
queryPlan	Reserved for future use.
queryId	impala_<date as yyyyymmddhhmmss>_<generated id>
startTime	Query start time.
endTime	Query end time.
userName	The user who ran the query.
Relationship: Process	One process to one or more process executions. impala_process_process_execution

Impala Column Lineage

Identifier	Example Content
typeName	impala_column_lineage
dependencyType	The type of relationship between the input and output columns; one of SIMPLE, EXPRESSION, or SCRIPT.
name	<database>.<table>@<clustername>:<generated ID>:<output_column>
inputs	List of 0 or more hive_column entities that contributed to the output columns. This is a legacy model component: the more current model uses a relationship attribute.
outputs	This is a legacy model component: the more current model uses a relationship attribute.
qualifiedName	Same as name.
query	Name of the impala_process entity that produced this lineage. This is a legacy model component: the more current model uses a relationship attribute.
Relationship: Process	Name of the impala_process entity that produced this lineage. impala_process_column_lineage
Relationship: inputToProcesses	List of 0 or more hive_column entities that contributed to the output columns.
Relationship: outputFromProcesses	List of 0 or more hive_column entities that were produced in the process.

Impala lineage

You can use the Atlas lineage graph to understand the source and impact of data and changes to data over time and across all your data.

Atlas collects metadata from Impala to represent the lineage among data assets. The Atlas lineage graph shows the input and output processes that the current entity participated in. Entities are included if they were inputs to processes that lead to the current entity or they are output from processes for which the current entity was an input. Impala processes follow this pattern.

Note that lineage is not updated between a table and views that the table is a part of when an Impala ALTER TABLE operation runs on the table.

Related Information

[Viewing lineage](#)

Impala audit entries

Atlas lists changes to metadata entities in the Audit tab in the Dashboard.

Atlas tracks the lifecycle of each Impala entity, including its creation, update, and deletion.

ML metadata collection

Atlas can collect metadata for machine learning projects, model builds, and model deployments and the operations that create these assets.

An Atlas hook runs in an MLX instance. This hook sends metadata to Atlas for MLX operations, which are represented by data sets and process entities in Atlas.

ML operations entities created in Atlas

Each ML operations entity in Atlas includes detailed metadata collected from MLX.

The following diagrams show a summary of the entities created in Atlas for ML operations and assets. The supertypes that contribute attributes to the entity types are shaded.

Figure 5: Atlas Entity Types for ML Assets

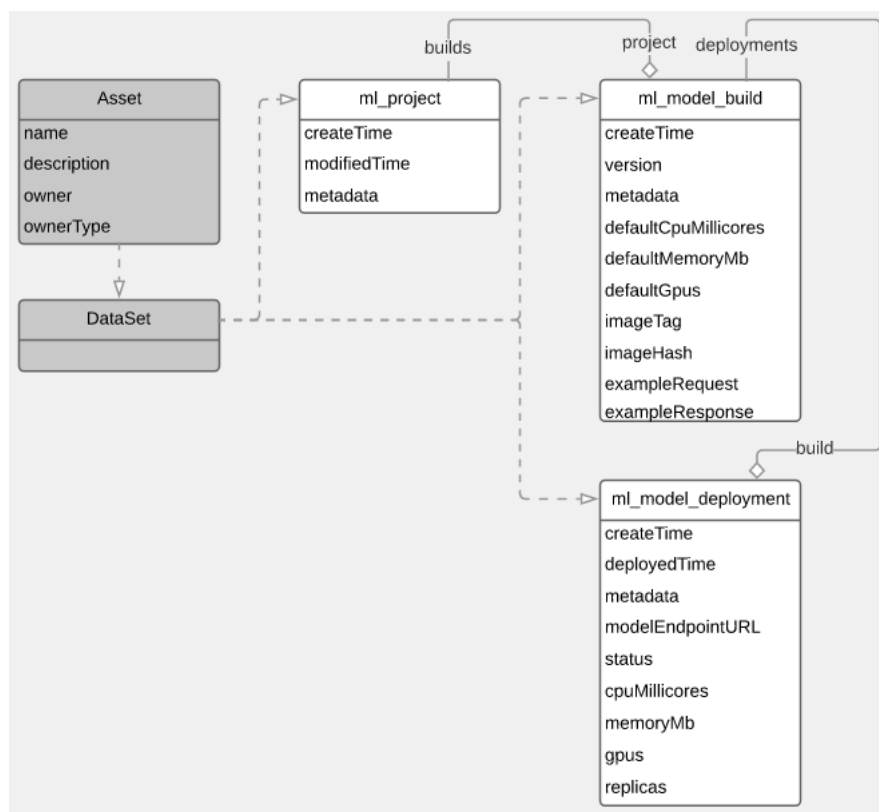
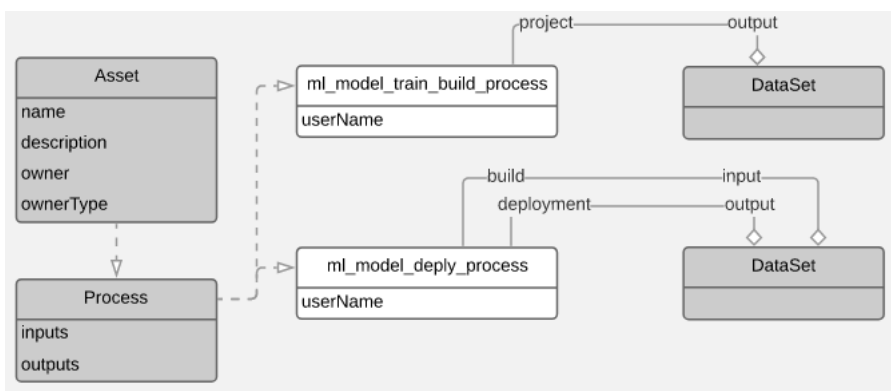


Figure 6: Atlas Entity Types for ML Processes



The metadata collected for each entity type is as follows:

ML Project

Identifier	Description and example content
typeName	ml_project
guid	System generated ID. This value is used to identify the entity in the Atlas Dashboard URL.
qualifiedName	???
name	Project name as reported from MLX.
description	String description metadata from MLX.
owner	Owner as reported from MLX.
createTime	Project creation time as reported by MLX.
modifiedTime	Time from MLX indicating a change to the project. Formatted as in this example: "Wed Apr 17 2019 18:32:14 GMT-0700 (Pacific Daylight Time)"
ownerType	Reserved for future use.
replicatedFrom	Reserved for future use.
replicatedTo	Reserved for future use.
Relationship: builds	One project to many ml_model_build entities. ml_project_model_build

ML Model Build

Identifier	Description and example content
typeName	ml_model_build
guid	System generated ID. This value is used to identify the entity in the Atlas Dashboard URL.
qualifiedName	???
name	Model build name as reported by MLX.
description	String description metadata from MLX.
createTime	Time from MLX indicating the creation time of the model build. Formatted as in this example: "Wed Apr 17 2019 18:32:14 GMT-0700 (Pacific Daylight Time)"
owner	Owner as reported from MLX.
version	Integer value as reported from MLX.
metadata	Key-value pairs reported from MLX.
defaultCpuMillicores	???
defaultMemoryMb	???

Identifier	Description and example content
defaultGpus	???
imageTag	URL to the container image for the model build.
imageHash	Image signature. Combined with imageTag to uniquely identify a model build
exampleRequest	JSON string describing an example request to the model.
exampleResponse	JSON string describing an example response to the model.
ownerType	Reserved for future use.
replicatedFrom	Reserved for future use.
replicatedTo	Reserved for future use.
Relationship: project	One project to many ml_model_build entities. ml_project_model_build
Relationship: deployments	One build to many deployments. ml_build_deployment

ML Model Deployment

Identifier	Description and example content
typeName	ml_model_deployment
guid	System generated ID. This value is used to identify the entity in the Atlas Dashboard URL.
qualifiedName	???
name	Model deployment name as reported by MLX.
description	String description metadata from MLX.
createTime	Time from MLX indicating the creation time of the model deployment. Formatted as in this example: "Wed Apr 17 2019 18:32:14 GMT-0700 (Pacific Daylight Time)"
owner	Owner as reported from MLX.
deployedTime	Time from MLX indicating the deployment time of the model deployment. Formatted as in this example: "Wed Apr 17 2019 18:32:14 GMT-0700 (Pacific Daylight Time)"
metadata	Key-value pairs reported from MLX.
modelEndpointURL	The URL to receive a request and send back the response (prediction).
ml_model_deployment_status	Enumeration indicating where the deployment is in its lifecycle.
cpuMillicores	???
memoryMb	???
gpus	???
replicas	???
ownerType	Reserved for future use.
replicatedFrom	Reserved for future use.
replicatedTo	Reserved for future use.
Relationship: builds	One build to many deployments. ml_build_deployment

ML Project Create Process

Identifier	Description and example content
typeName	ml_project_create_process
guid	System generated ID. This value is used to identify the entity in the Atlas Dashboard URL.
qualifiedName	???

Identifier	Description and example content
name	???
description	String description metadata from MLX.
userName	User who created the project as reported from MLX.
owner	Reserved for future use.
ownerType	Reserved for future use.
replicatedFrom	Reserved for future use.
replicatedTo	Reserved for future use.
Relationship: input	???
Relationship: output	One process to one project. output

ML Model Train Build Process

Identifier	Description and example content
typeName	ml_model_train_build_process
guid	System generated ID. This value is used to identify the entity in the Atlas Dashboard URL.
qualifiedName	???
name	???
description	String description metadata from MLX.
userName	User who triggered the operation to train a model and create a model build.
owner	Reserved for future use.
ownerType	Reserved for future use.
replicatedFrom	Reserved for future use.
replicatedTo	Reserved for future use.
Relationship: input	One process to one project. input
Relationship: output	One process to one model build. output

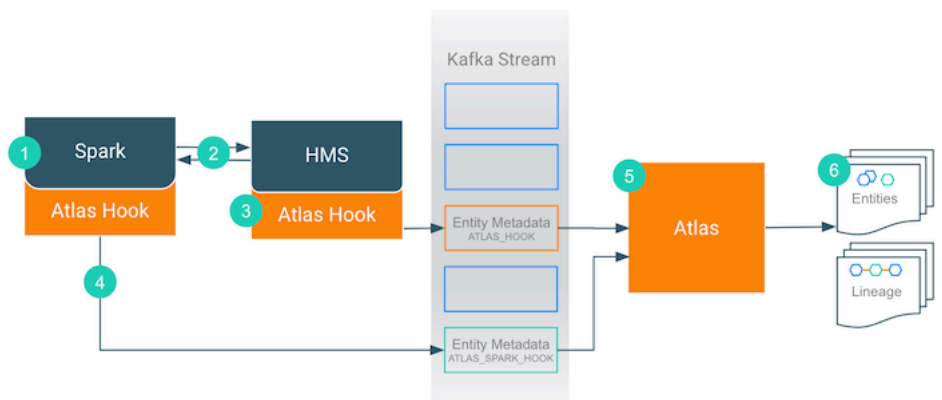
ML Model Deploy Process

Identifier	Description and example content
typeName	ml_model_deploy_process
guid	System generated ID. This value is used to identify the entity in the Atlas Dashboard URL.
qualifiedName	???
name	???
description	String description metadata from MLX.
userName	User who triggered the operation to deploy a model build.
owner	Reserved for future use.
ownerType	Reserved for future use.
replicatedFrom	Reserved for future use.
replicatedTo	Reserved for future use.
Relationship: input	One process to one model build. input
Relationship: output	One process to one model deployment. output

Spark metadata collection

Atlas can collect metadata from Spark, including queries on Hive tables. The Spark Atlas Connector (SAC) is available as of Spark 2.4 and Atlas 2.1.

An Atlas hook runs in each Spark instance. This hook sends metadata to Atlas for Spark operations. Operations are represented by process entities in Atlas. Hive databases, tables, views, and columns that are referenced in the Spark operations are also represented in Atlas, but the metadata for these entities is collected from HMS. When a Spark operation involves files, the metadata for the file system and files are represented in Atlas as file system paths.



1. When an action occurs in the Spark instance...
2. It updates HMS with information about the assets affected by the action.
3. The Atlas hook corresponding to HMS collects information for the changed and new assets and forms it into metadata entities. It publishes the metadata to the Kafka topic named ATLAS_HOOK.
4. The Atlas hook corresponding to the Spark instance collects information for the action and forms it into metadata entities. It publishes the metadata to a different Kafka topic named ATLAS_SPARK_HOOK.
5. Atlas reads the messages from the topics and determines what information will create new entities and what information updates existing entities. Atlas is able to determine the correct entities regardless of the order in which Atlas receives messages from the Kafka topics.
6. Atlas creates the appropriate entities and the relationships among them and determines lineage from existing entities to the new entities.

Spark actions that produce Atlas entities

Operations that create Spark process entities and create, update, or delete the data assets affected by those operations will affect Atlas entities; operations that only affect data do not show up in Atlas.

The following table lists the Spark actions that produce or update metadata in Atlas.

This Action in Spark...	...Produces metadata for these Atlas entities
CREATE TABLE USING CREATE TABLE AS SELECT, CREATE TABLE USING ... AS SELECT	spark_process, hive_table, hive_column, hive_storagedesc
CREATE VIEW AS SELECT,	spark_process, hive_table, hive_column, hive_storagedesc
INSERT INTO (SELECT), LOAD DATA [LOCAL] INPATH	spark_process

Notable actions in Spark that do NOT produce process entities in Atlas, meaning that no lineage is produced for these operations:

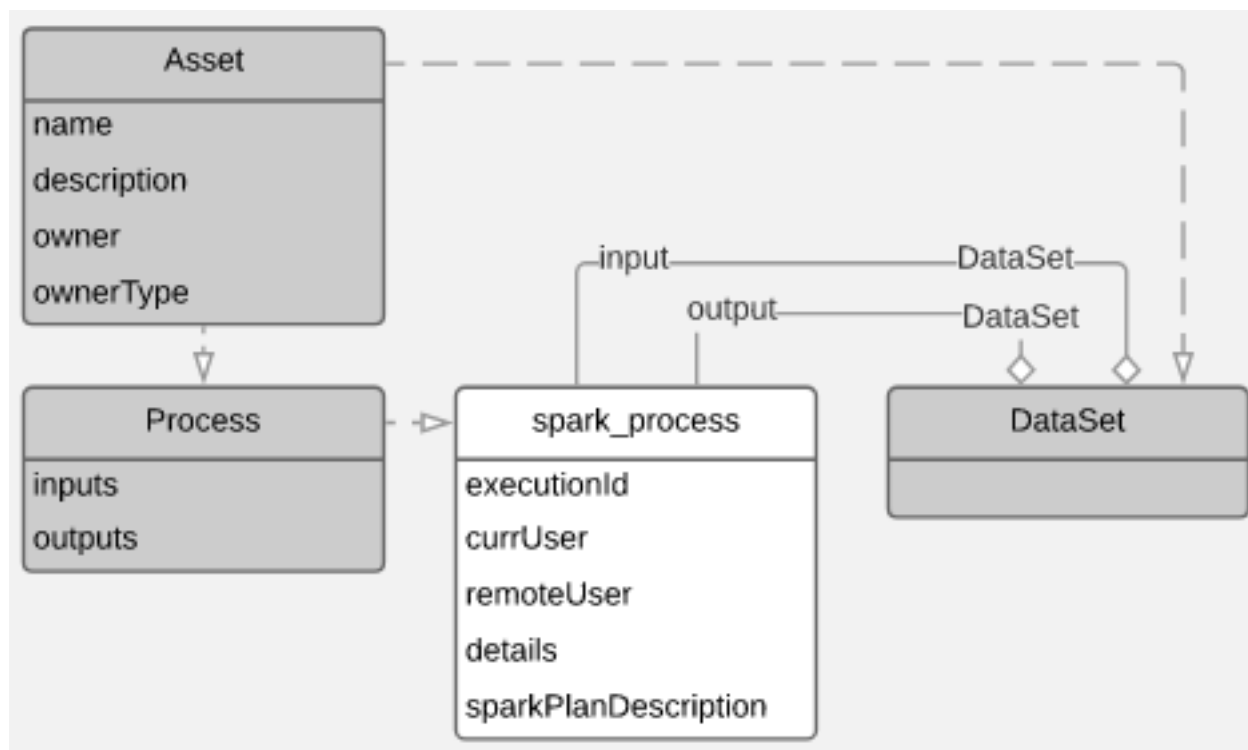
- LOAD DATA INPATH (when not coming from a local file source)
- CREATE TABLE (hive_table metadata produced by HMS)
- ALTER VIEW (hive_table metadata produced by HMS)
- SELECT or other queries that don't change table metadata

Spark entities created in Apache Atlas

Each Spark entity in Atlas includes detailed metadata collected from Spark.

The following diagrams show a summary of the entities created in Atlas for Spark operations. The data assets that Spark operations act upon are collected through HMS. The supertypes that contribute attributes to the entity types are shaded.

Figure 7: Atlas Entity Types for Spark Data Sets



The metadata collected for each entity type is as follows:

Spark Process

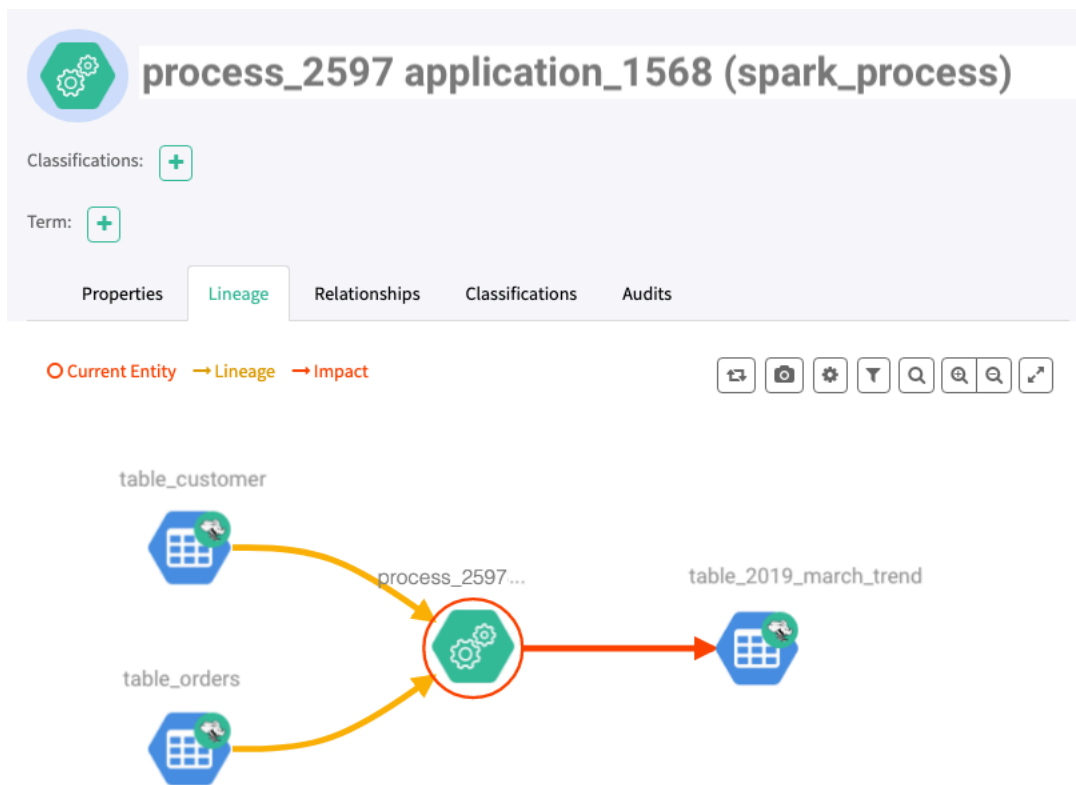
Identifier	Example content
typeName	spark_process
guid	System generated ID. This value is used to identify the entity in the Atlas Dashboard URL.
qualifiedName	<generated ID> The generated ID is distinct from the GUID.
name	process_<generated ID>
description	Metadata from Spark.

Identifier	Example content
owner	Metadata from Spark.
ownerType	Metadata from Spark.
inputs	List of the input tables or views, including each entity's type name and the qualified name.
outputs	List of the output objects, including each entity's type name and the qualified name.
executionId	Metadata from Spark.
currUser	Metadata from Spark. In a Kerberized environment, this value contains the principal name.
remoteUser	Metadata from Spark. In a Kerberized environment, this value contains the principal name.
executionTime	Metadata from Spark.
details	Query plan text, including parsed logical plan, analyzed logical plan, optimized logical plan, and physical plan.
sparkPlanDescription	Physical plan text.

Spark lineage

Atlas collects metadata from Spark to represent the lineage among data assets.

The Atlas lineage graph shows the input and output processes that the current entity participated in, specifically those relationships modeled as “inputToProcesses” and “outputFromProcesses.” Entities are included if they were inputs to processes that lead to the current entity or they are output from processes for which the current entity was an input. Spark processes follow this pattern.



Related Information

[Viewing lineage](#)

Spark relationships

Atlas shows the entities related to this entity in the Relationships tab in the Dashboard.

The Relationship tab shows the relationships that exist for an entity. Use this view to navigate among related entities.

The screenshot shows the Atlas Relationships tab for the entity `process_2597 application_1568`. The interface includes a search bar with a plus icon, a 'Classifications' section with a plus icon, and a 'Term' section with a plus icon. Below these are tabs for 'Properties', 'Lineage', 'Relationships' (which is selected), 'Classifications', and 'Audits'. A 'Graph' toggle is set to 'Table'. The main content area displays a table with the following data:

Key	Value	<input type="checkbox"/> Show Empty Values
inputs (2)	table_customers table_orders	
outputs (1)	table_2019_march_trends	

Spark audit entries

Atlas lists changes to metadata entities in the Audit tab in the Dashboard.

Atlas tracks the lifecycle of each Spark entity, including its creation, update, and deletion. User access and actions that affect the data content of the source asset are not included in the audit.

Spark troubleshooting

What do you do if you don't see Atlas metadata from Spark?

Spark runs an Atlas "hook" or plugin on every host where it runs. To troubleshoot problems, consider the following methods for narrowing down where the problem is:

- Are you missing all metadata?

Make sure that all the services supporting Atlas are configured and running. For CDP, the configuration is done for you; look in Cloudera Manager to see that Kafka, Solr, and Atlas services are running in the Data Lake.

- Are you missing all Spark process metadata?

By default, Spark operations are configured to send metadata to Atlas. To check that these settings have not been rolled back, look at the Spark configuration page in Cloudera Manager to ensure that Spark is configured to send metadata to Atlas. Assuming this configuration is enabled, you can next check the Kafka topic queue to make sure that metadata messages are being produced in Spark and making it to the Kafka topic.

- Missing only some Spark metadata?

Because each instance of Spark collects metadata independently of other instances, it is possible that one instance failed to send metadata to Atlas. To determine if this is the problem, check the Kafka topic queue to see if one of the Spark hosts is not sending metadata.